

SECTION 00 11 00

FINISH COLOR STANDARDS

PART 0 PURPOSE

- A. Describe broad guidelines for design of schools.
- B. Establish materials qualities and applications.
- C. Describe materials and conditions which do not easily fit into specific specification sections.
- D. See specific sections of Design of Construction Standards for additional requirements.

PART 1 GENERAL

1.01 APPLICATION OF THIS STANDARD

- A. Extensive cross-referencing is required between these finish color standards and other sections of the DPS Design and Construction Standards.

1.02 GENERAL DESIGN GUIDELINES

- A. General:
 - 1. Color schemes may vary between functional areas of the building, within reason. A maximum of two separate color schemes is allowed for classrooms.
 - 2. DPS generally recommends against using pink or purple finish colors.
 - 3. Finish plans, finish schedules, and operations and maintenance manuals shall be updated with “as-built” finish selections before Record Drawings are submitted to DPS.
- B. Finish Color Selection And Approval Process
 - 1. Generally follow the following steps in selecting and obtaining approval for finish colors.
 - a) DPS and A/E agree to specific project guidelines.
 - b) A/E recommends a few color schemes to the DPS. Refer to Color Scheme Standards at the end of this section.
 - c) DPS obtains approval of color schemes from DPS Operations & Maintenance.
 - d) School (or other facility) selects color schemes.
 - e) A/E submits color sample boards (quantity of boards to be determined for each project) to DPS.
- C. Exterior Building Finish Colors:
 - 1. No firm standards, except as discussed during design.
 - 2. Avoid primary (red, blue, yellow), secondary (green, purple, orange), and bright colors.
 - 3. Many dark, field-applied paint colors on doors and hollow metal tend to become chalky and faded in a short period of time.
 - 4. Continue to review with DPS throughout design and construction as exterior finish colors are selected.
- D. Playground Equipment: Architect to recommend / DPS will review and approve.
- E. Site Furnishings, Light Poles, Etc.: Architect to recommend / DPS will review and approve.
- F. Carpet:
 - 1. Dark tones are preferred over medium or light tones.
 - 2. The Architect shall coordinate with the Contractor on lead time relative to construction schedule. Carpet often needs to be selected before the remainder of finish colors are selected.
 - 3. At the project team’s option, up to two different carpet colors may be selected for the school.
- G. Vinyl Composition Tile:

1. Accent colors to be recommended by Architect / DPS will review and approve.
 2. Field colors should be medium or dark tones only; do not use light or white tile for field colors.
- H. Quarry Tile:
1. Kitchen: Traditional solid red tile (equal to Daltile “Diablo Red”), with dark (epoxy) grout.
 2. Other areas: Dark grout. Tile colors to be recommended by Architect.
- I. Ceramic Floor Tile: Dark epoxy grout. Tile colors to be recommended by Architect.
- J. Gym Floor Game Striping: See DPS gym striping layout (to be sent to the Architect during design).
- K. Rubber Base, Accessories, Stair Treads, Etc.: Black, dark brown, or dark bronze only.
- L. Ceramic And Porcelain Wall Tile: Dark or medium epoxy grout. Tile colors to be recommended by Architect.
- M. Vinyl Wallcovering: Architect to recommend / DPS will review and approve.
- N. Fiber Reinforced Plastic (Frp) Wall Panels: White or very light.
- O. Operable Walls: Architect to recommend / DPS will review and approve.
- P. Paint:
1. Refer to Section 09 91 00 – Painting in the DPS Designing and Construction Standards.
- Q. Ceilings:
1. Suspended acoustic ceiling panels and grid, and adhered acoustic ceiling tiles: White
- R. Hollow Metal Doors & Frames: Architect to recommend / DPS will review and approve.
- S. Railings & Metal Fabrications: Architect to recommend / DPS will review and approve.
- T. Plastic Laminate: Architect to recommend / DPS will review and approve.
- U. Solid Plastic Countertops: Architect to recommend / DPS will review and approve.
- V. Wood Doors & Wood Trim (Clear Finish):
1. Remodeling and retrofit projects: Wood species and finish to match existing
 2. New construction: No color standards
- W. Acoustic Wall Panels: Architect to recommend / DPS will review and approve.
- X. Interior Signage: Architect to recommend (also review ADA requirements) / DPS will review and approve.
- Y. Lockers: Architect to recommend / DPS will review and approve.
- Z. Toilet Partitions: Architect to recommend / DPS will review and approve.
- AA. Coat Racks: Architect to recommend / DPS will review and approve.
- BB. Window Coverings: Architect to recommend / DPS will review and approve.
- CC. Stage Curtains: Architect to recommend / DPS will review and approve.
- DD. Markerboards: White
- EE. Tackboards: Architect to recommend / DPS will review and approve.
- FF. Bleachers: Architect to recommend / DPS will review and approve.
- GG. Appliances: White
- HH. Elevators: Due to schedule constraints, Architect will most likely need to select before remainder of color palette is reviewed. Architect to recommend / DPS will review and approve.
- II. Exposed Mechanical Equipment (Unit Ventilators, Unit Heaters, Baseboard Radiators, Etc.): Architect to recommend / DPS will review and approve.
- JJ. Electrical Device Plates: Stainless steel.

KK.Electrical Surface-Mounted Conduit In Finished Areas: Ivory (factory-finished Wiremold).

ELEMENTARY SCHOOLS COLORS LIST		
Scheme 1	ANTIQUÉ WHITE Y-W12	Primary
	<u>PURE TURQUOISE M460-4</u>	
	<u>CHILLED WINE M310-5</u>	
	OPTIMUM BLUE M540-7	

Scheme 2	SAIL CLOTH N300-1	Primary
	<u>RUMBA ORANGE M230-7</u>	
	<u>ENGLISH CUSTARD M290-5</u>	
	DEEP FIRE M180-7	

Scheme 3	JOURNAL WHITE S310-2	Primary
	<u>SALAMANDER P370-6</u>	
	<u>HACIENDA BLUE P490-6</u>	
	<u>ENGLISH CUSTARD M290-5</u>	

Scheme 4	ORIGINAL WHITE N290-1	Primary
	<u>LASER P350-6</u>	
	<u>TOUCAN P230-6</u>	
	FLASHY SAPPHIRE P520-7	

Scheme 5	BRAZILIAN TAN N250-2	Primary
	<u>NIGHTINGALE GRAY N200-3</u>	
	<u>JAPANESE KOI P210-7</u>	
	PRECIOUS STONE M470-6	

Scheme 6	OFF WHITE 73	Primary
	<u>SIZZLING SUNSET P200-6</u>	
	<u>BLING BLING P280-6</u>	
	BEACON BLUE P510-7	

Scheme 7	ROADSTER WHITE N370-1	Primary
	<u>HALF SEA FOG N470-3</u>	
	<u>SPRINGVIEW GREEN P380-6</u>	
	TIDAL M510-6	

Scheme 8	METEOR SHOWER N450-3	Primary
	<u>RAGING BULL M160-7</u>	
	<u>FLASHY SAPPHIRE P520-7</u>	
	LITTLE SUN DRESS P280-5	

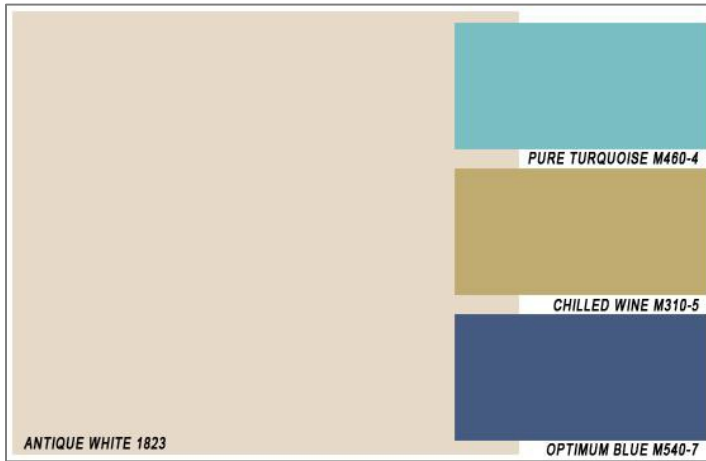
Scheme 9	CONFIDENT WHITE GR-W12	Primary
	<u>LAZY CATERPILLAR P370-5</u>	
	<u>PIMENTO P180-6</u>	
	INDIGO BATIK P530-6	

ELEMENTARY SCHOOLS COLORS LIST		
Scheme 10	ARID LANDSCAPE N310-2	Primary
	<u>KEEMUN M330-6</u>	
	<u>THAI TEAL M460-6</u>	
	ELEGANT NAVY M530-7	

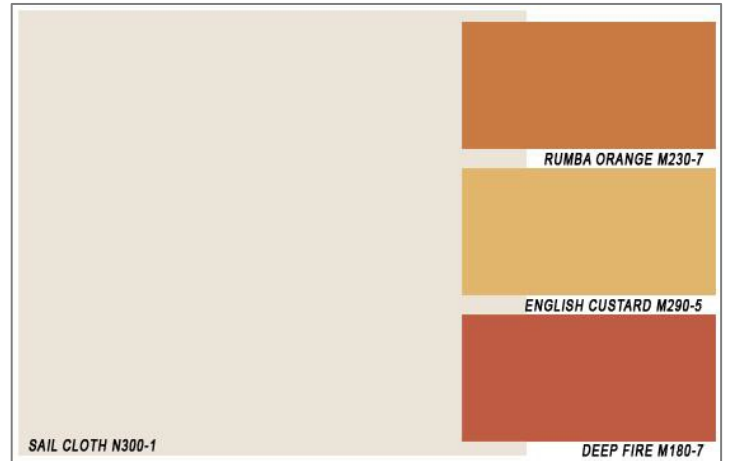
Scheme 11	SMOOTH SILK YL-W7	Primary
	<u>HIGH DIVE P480-5</u>	
	<u>TOP TOMATO P180-7</u>	
	ANIME P340-5	

Scheme 12	JOURNAL WHITE S310-2	Primary
	<u>BOLD AVOCADO M360-6</u>	
	<u>TOUCAN P230-6</u>	
	TOP TOMATO P180-7	

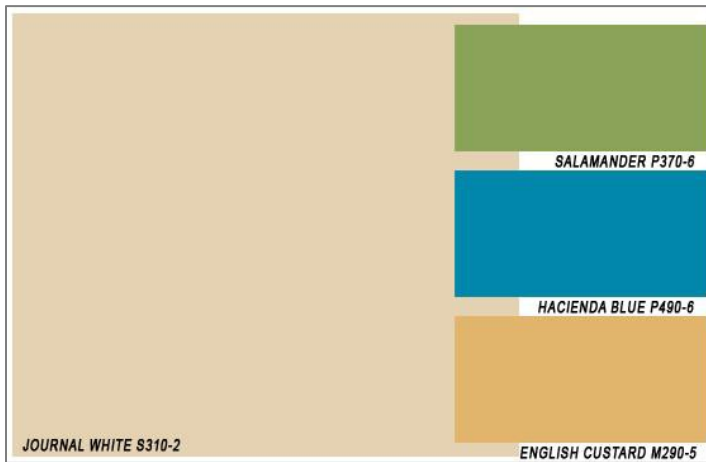
ACCENT	XOXO P110-7 RACE CAR STRIPE P170-6 FLIRT ALERT P150-7 DASH OF CURRY M170-6
ACCENT	JAPANESE KOI P210-7 BLAZING BONFIRE P250-7 SIZZLING SUNSET P200-6 FALL FOLIAGE M220-7A
ACCENT	SMILEY FACE P260-6 SUNNY SIDE UP P270-7 FUZZY DUCKLING P270-5 JOYFUL ORANGE P240-7
ACCENT	LASER LEMON P290-7 LAZY LIZARD P350-7 PARK PICNIC P390-7 SPRINGVIEW GREEN P380-6
ACCENT	MEGA BLUE P520-6 COSMIC COBALT P500-7 ADMIRAL BLUE M520-7 TROPICS P450-6
ACCENT	WIZARD'S POTION P550-6 JUST A FAIRYTALE P560-6 PURPLE PARADISE PPU16-3 CARBON N520-7



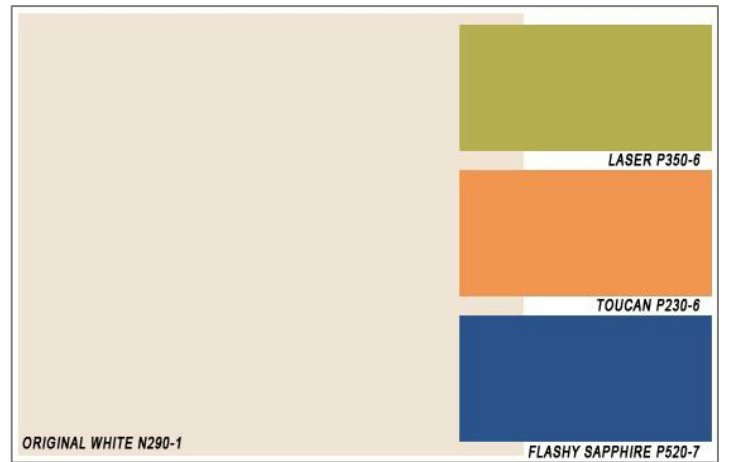
Color Scheme 1



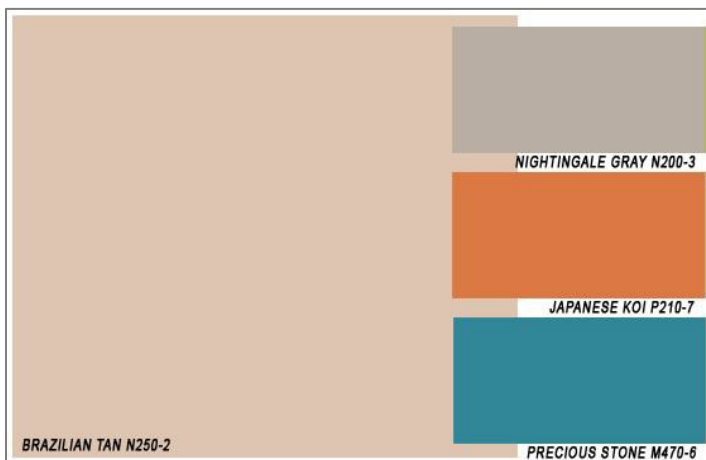
Color Scheme 2



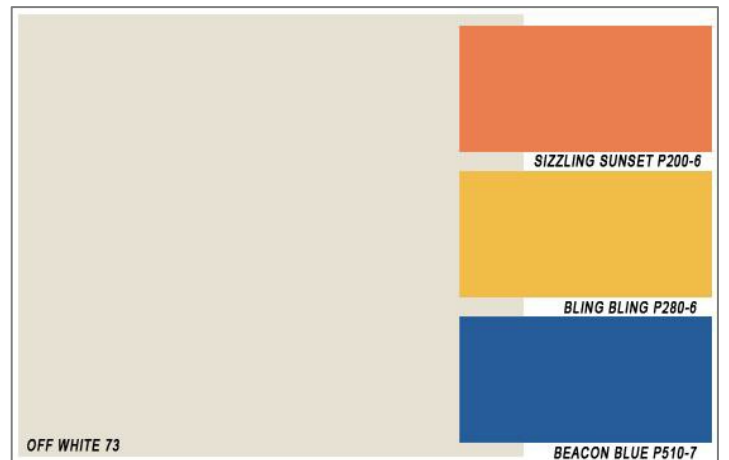
Color Scheme 3



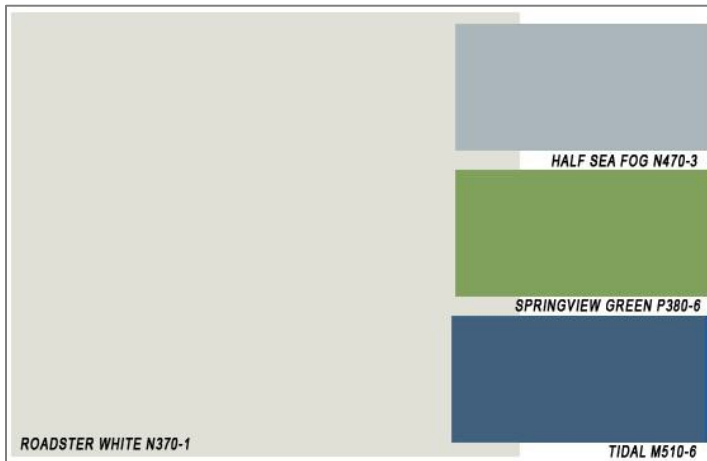
Color Scheme 4



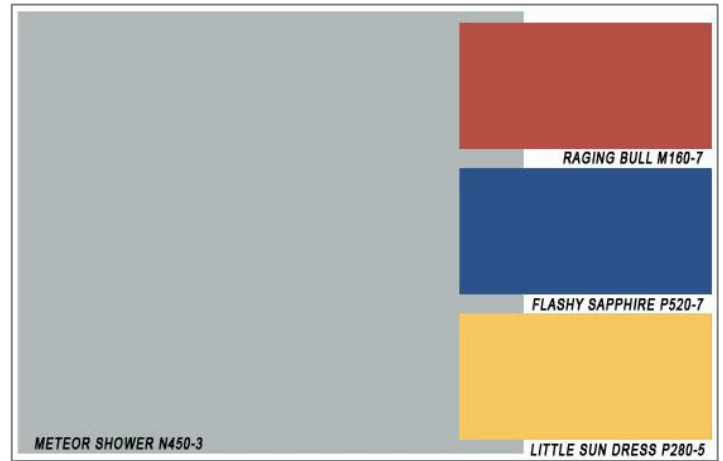
Color Scheme 5



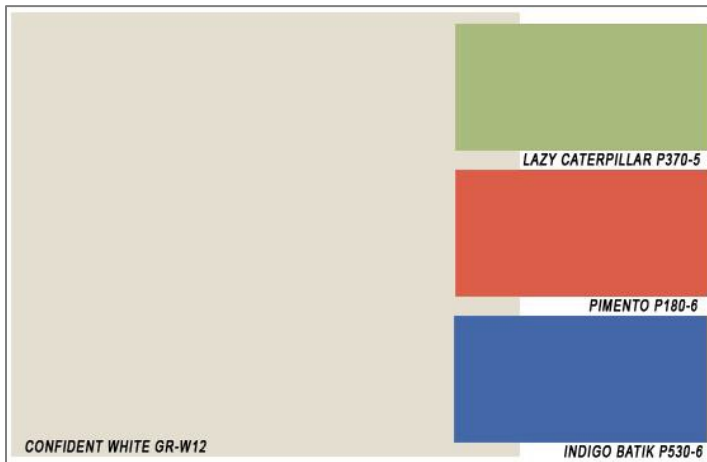
Color Scheme 6



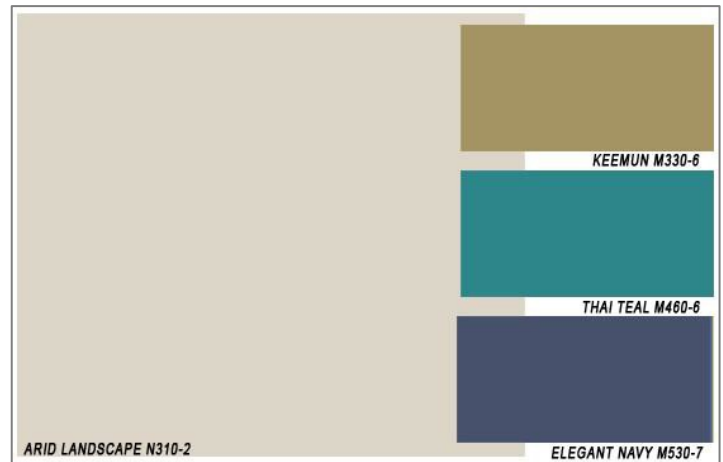
Color Scheme 7



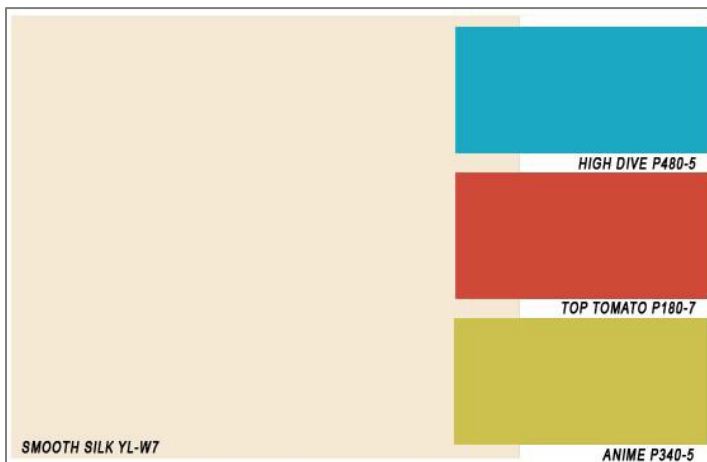
Color Scheme 8



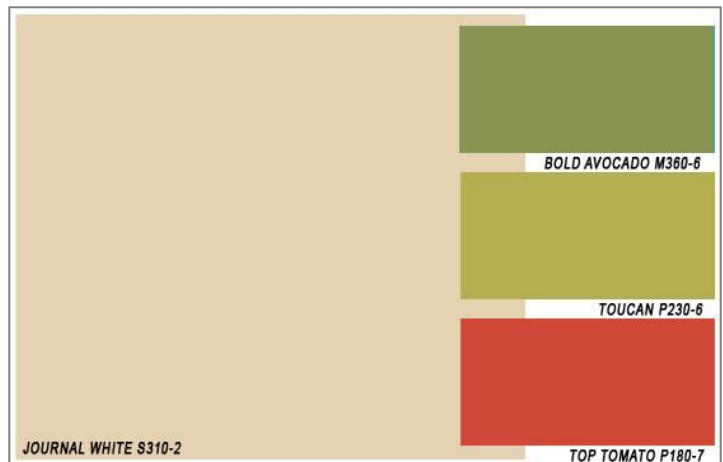
Color Scheme 9



Color Scheme 10




Color Scheme 11




Color Scheme 12



Accent Colors 1




Accent Colors 2




Accent Colors 3



Accent Colors 4



Accent Colors 5

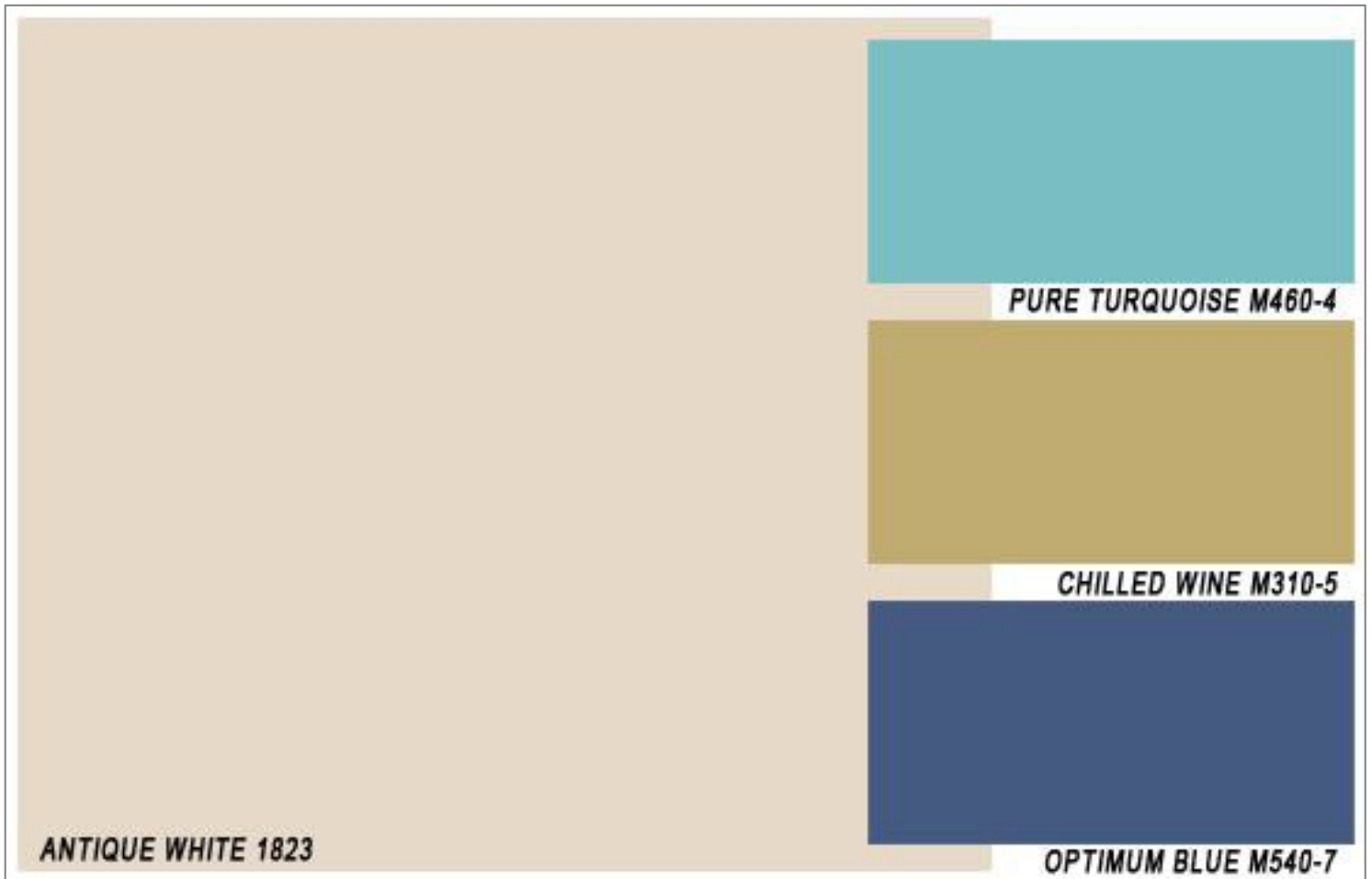


Accent Colors 6

Color Scheme 1

Click on the color name to visit Behr Color Smart web site to

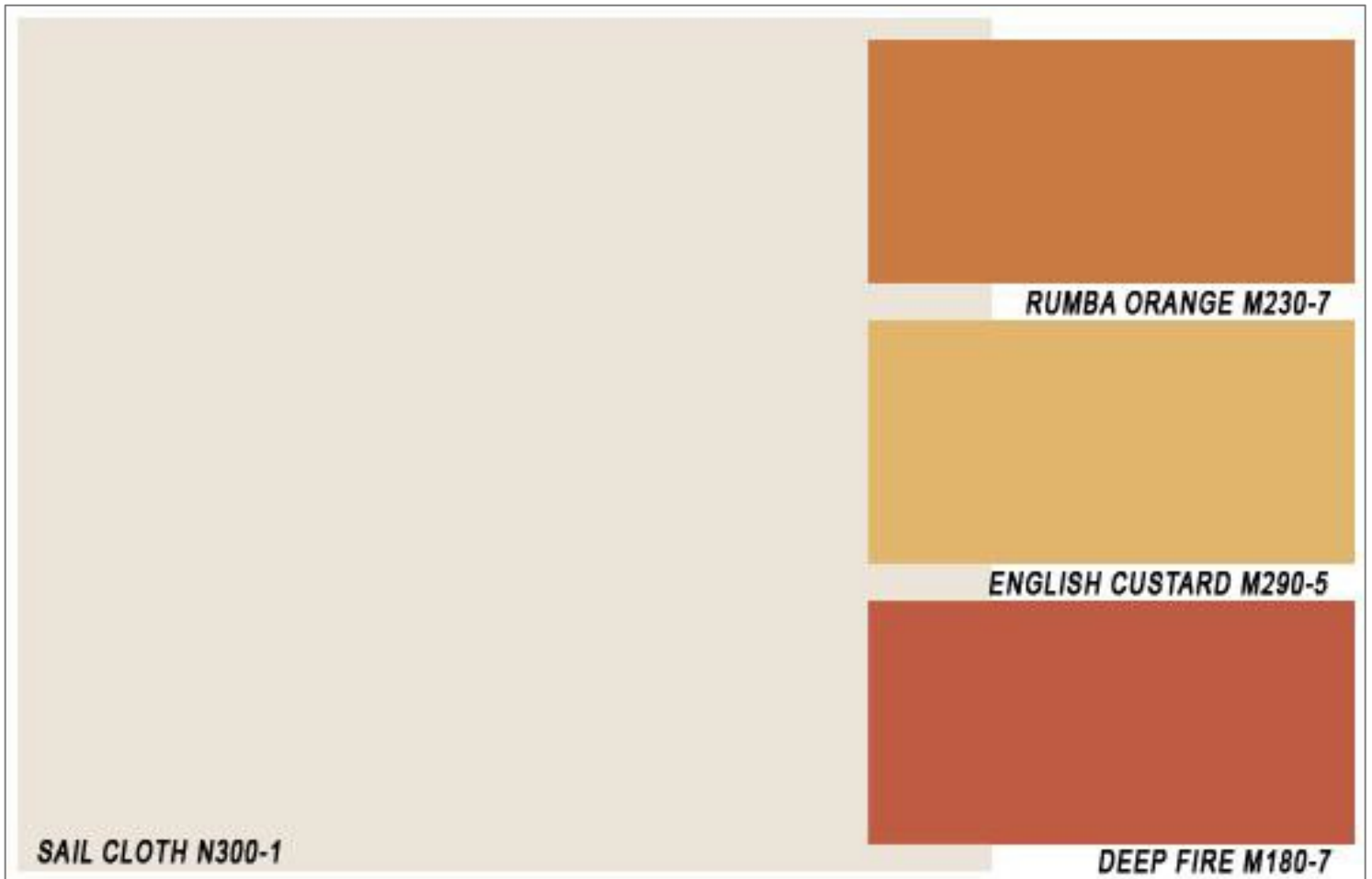
Click the arrow to return to the



Color Scheme 2

Click on the color name to visit Behr Color Smart web site to

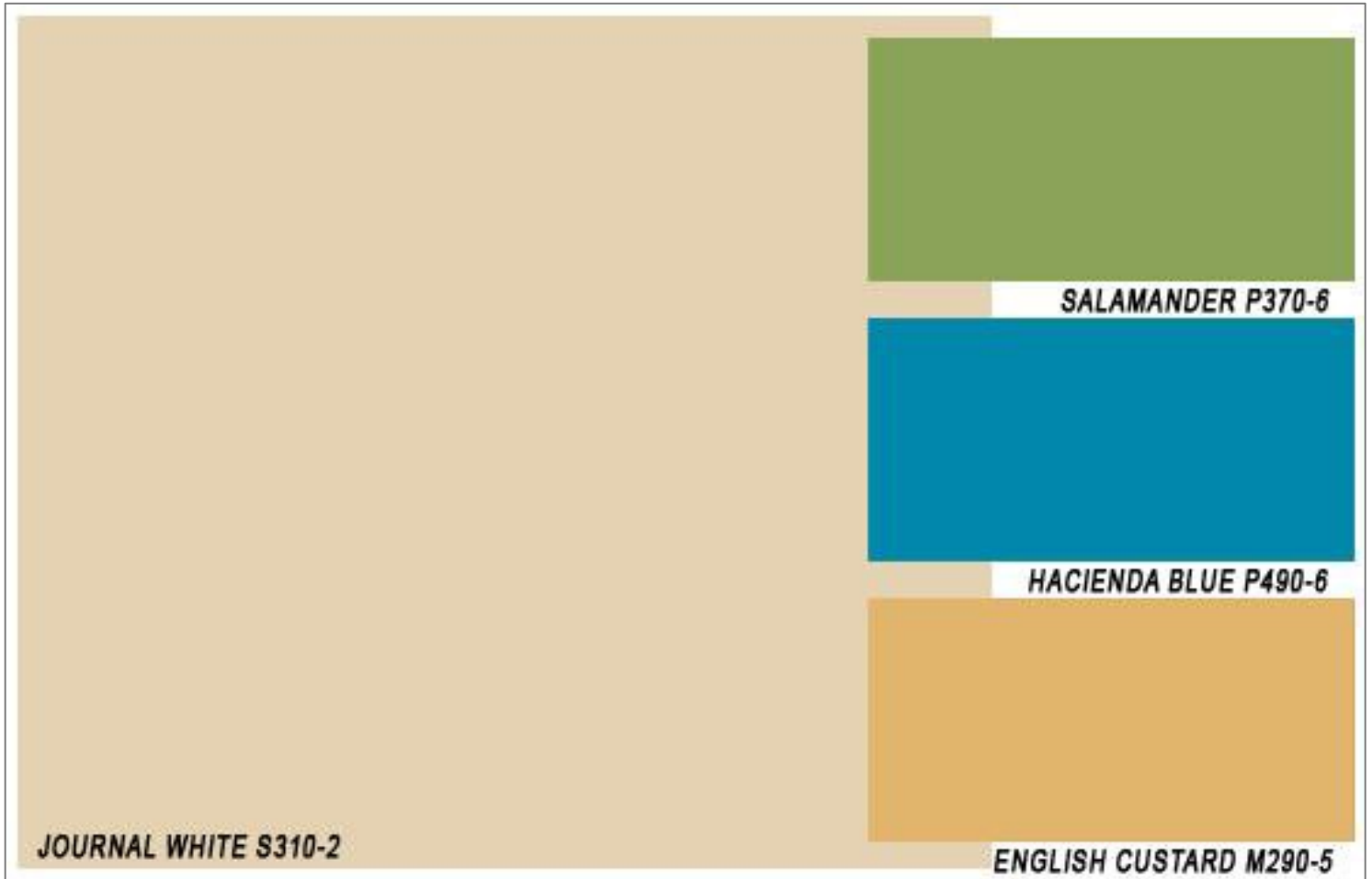
Click the arrow to return to the



Color Scheme 3

Click on the color name to visit Behr Color Smart web site to

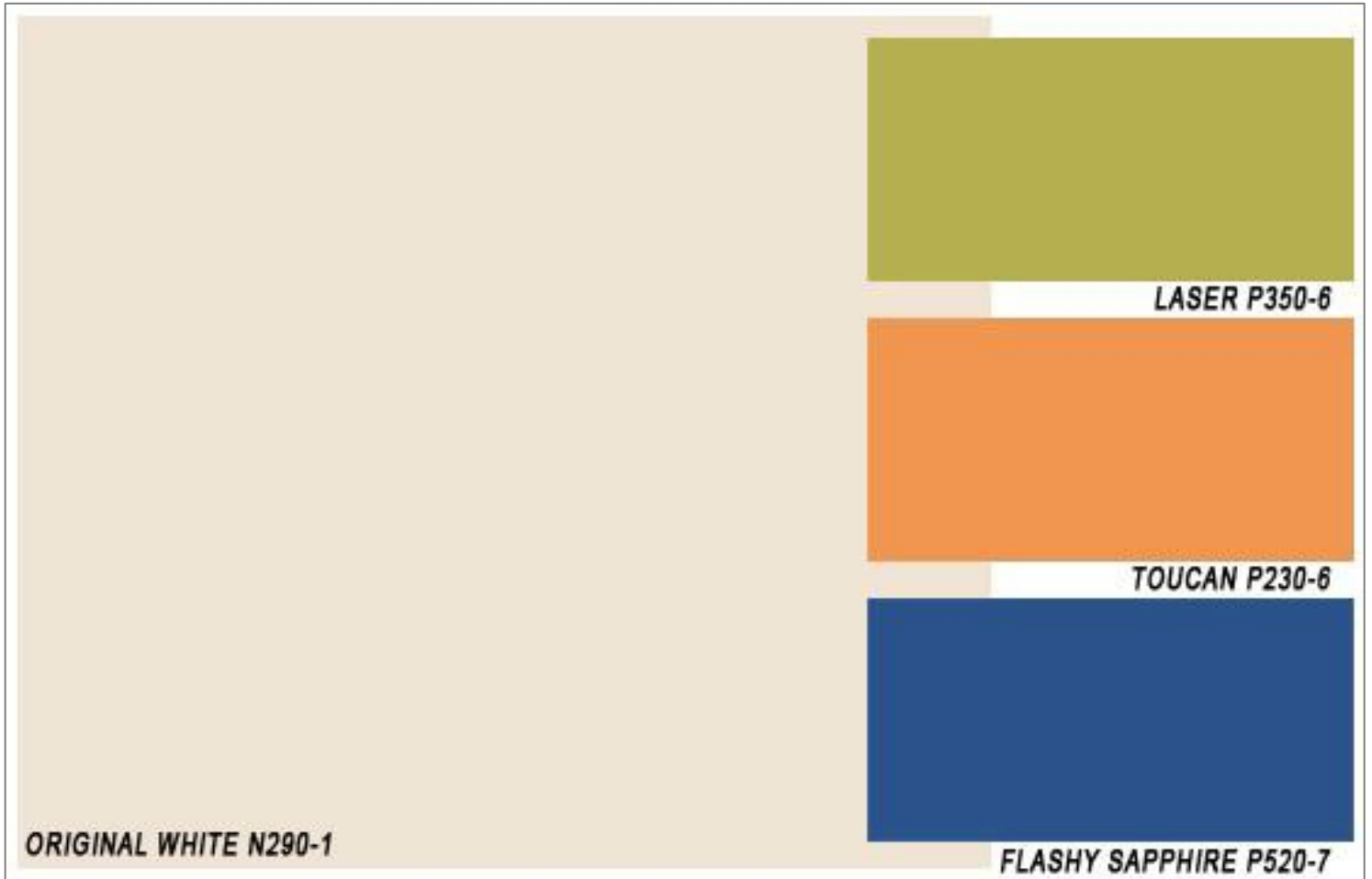
Click the arrow to return to the



Color Scheme 4

Click on the color name to visit Behr Color Smart web site to

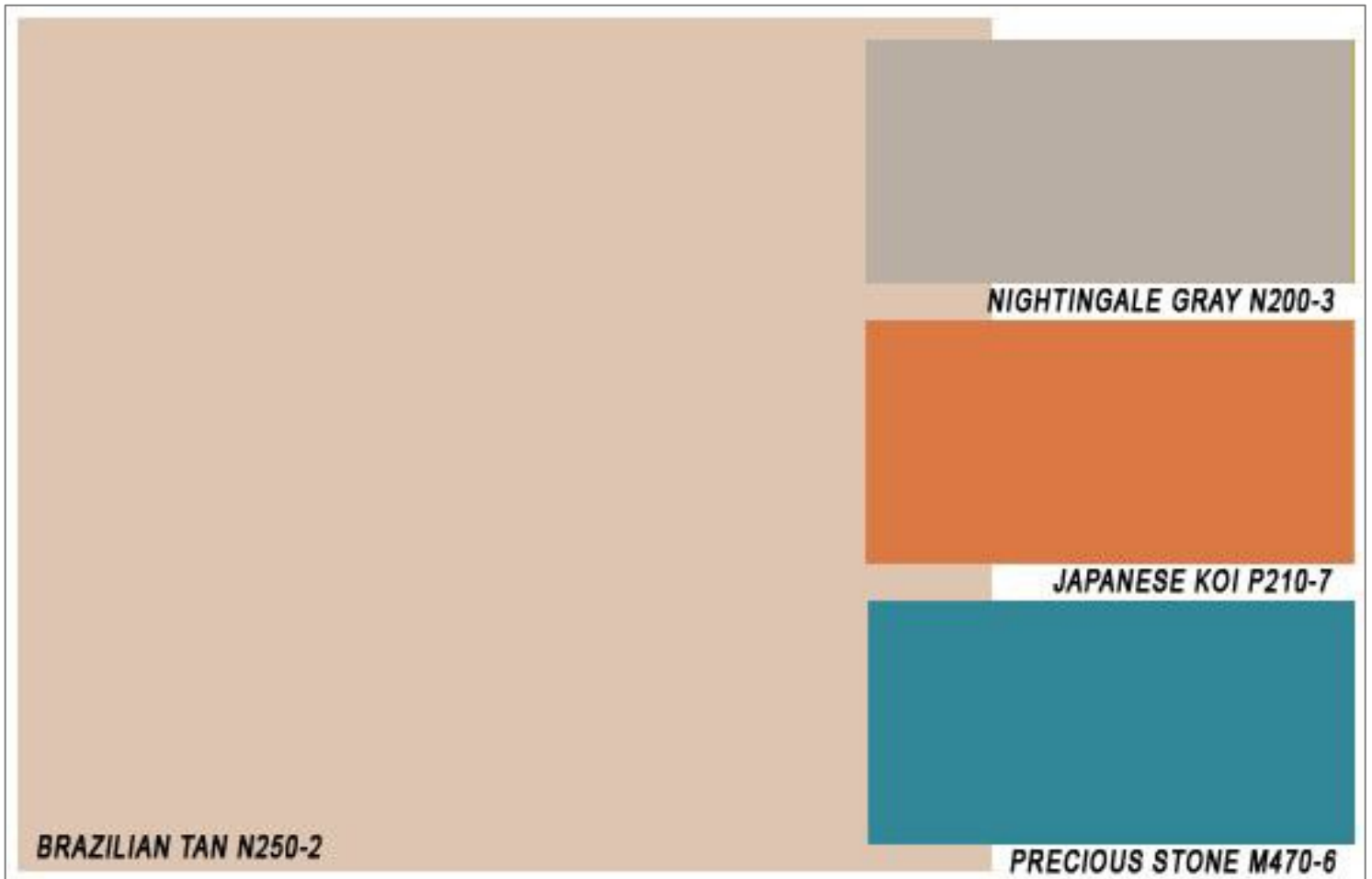
Click the arrow to return to the



Color Scheme 5

Click on the color name to visit Behr Color Smart web site to

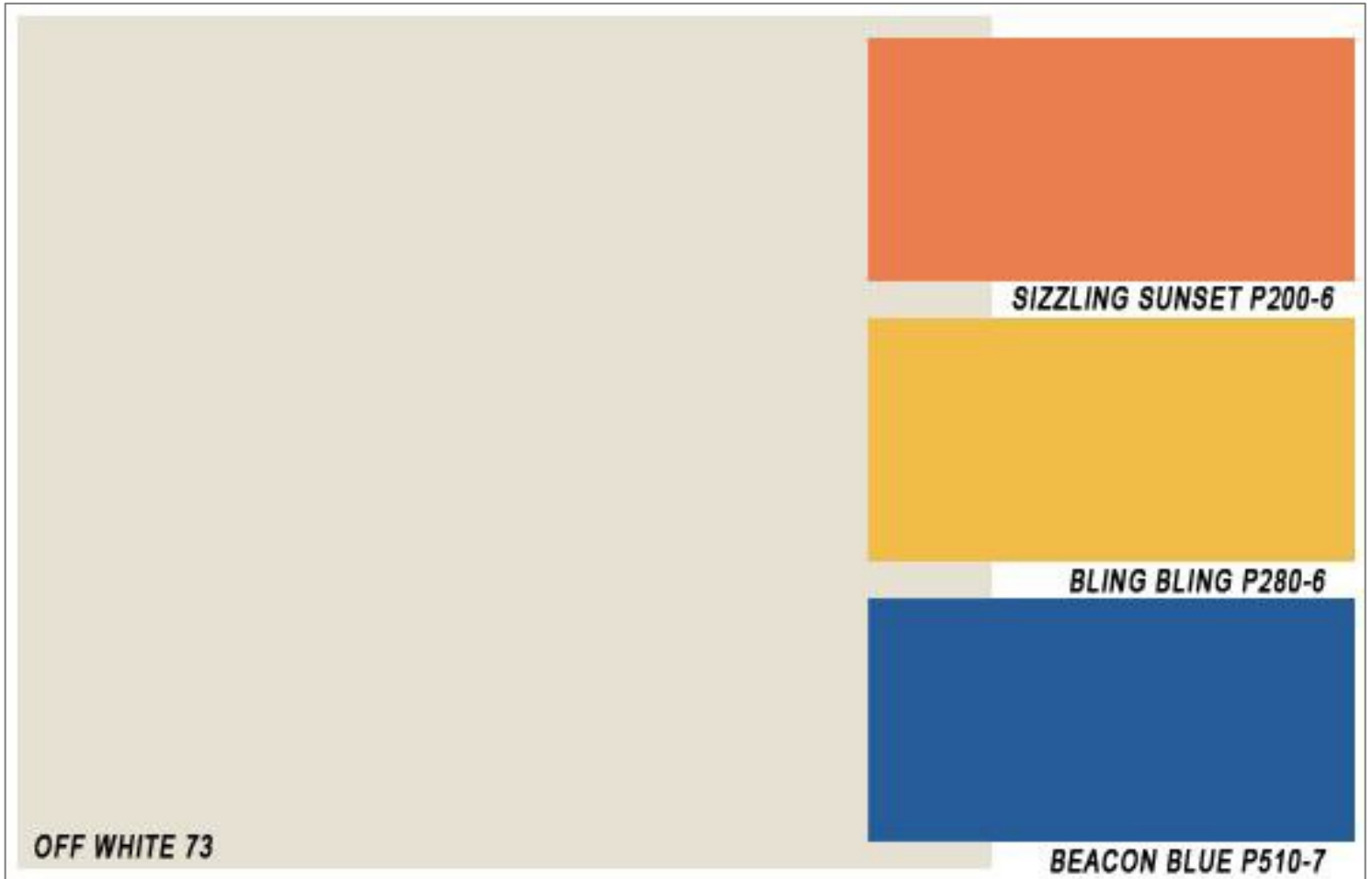
Click the arrow to return to the



Color Scheme 6

Click on the color name to visit Behr Color Smart web site to

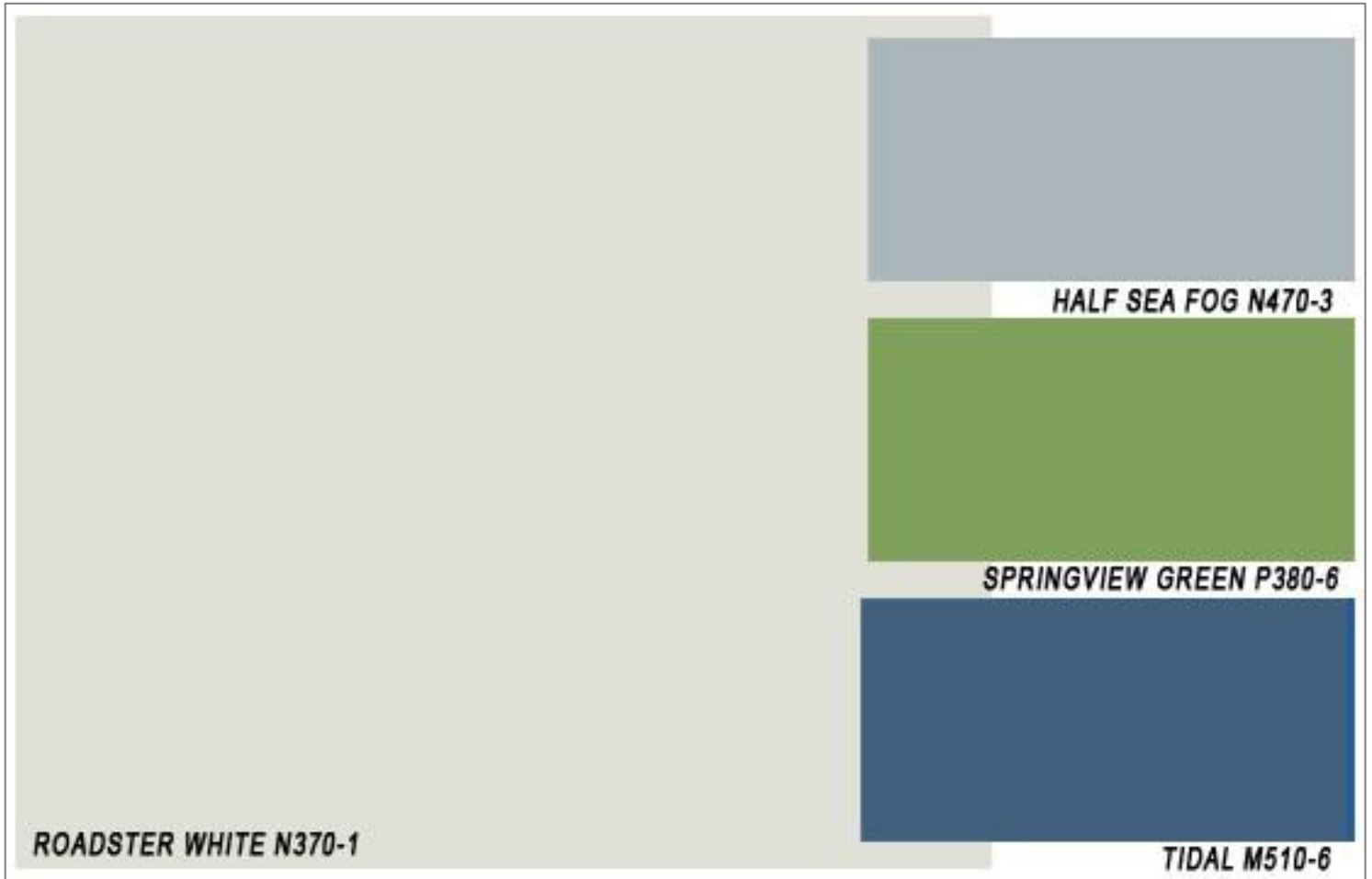
Click the arrow to return to the



Color Scheme 7

Click on the color name to visit Behr Color Smart web site to

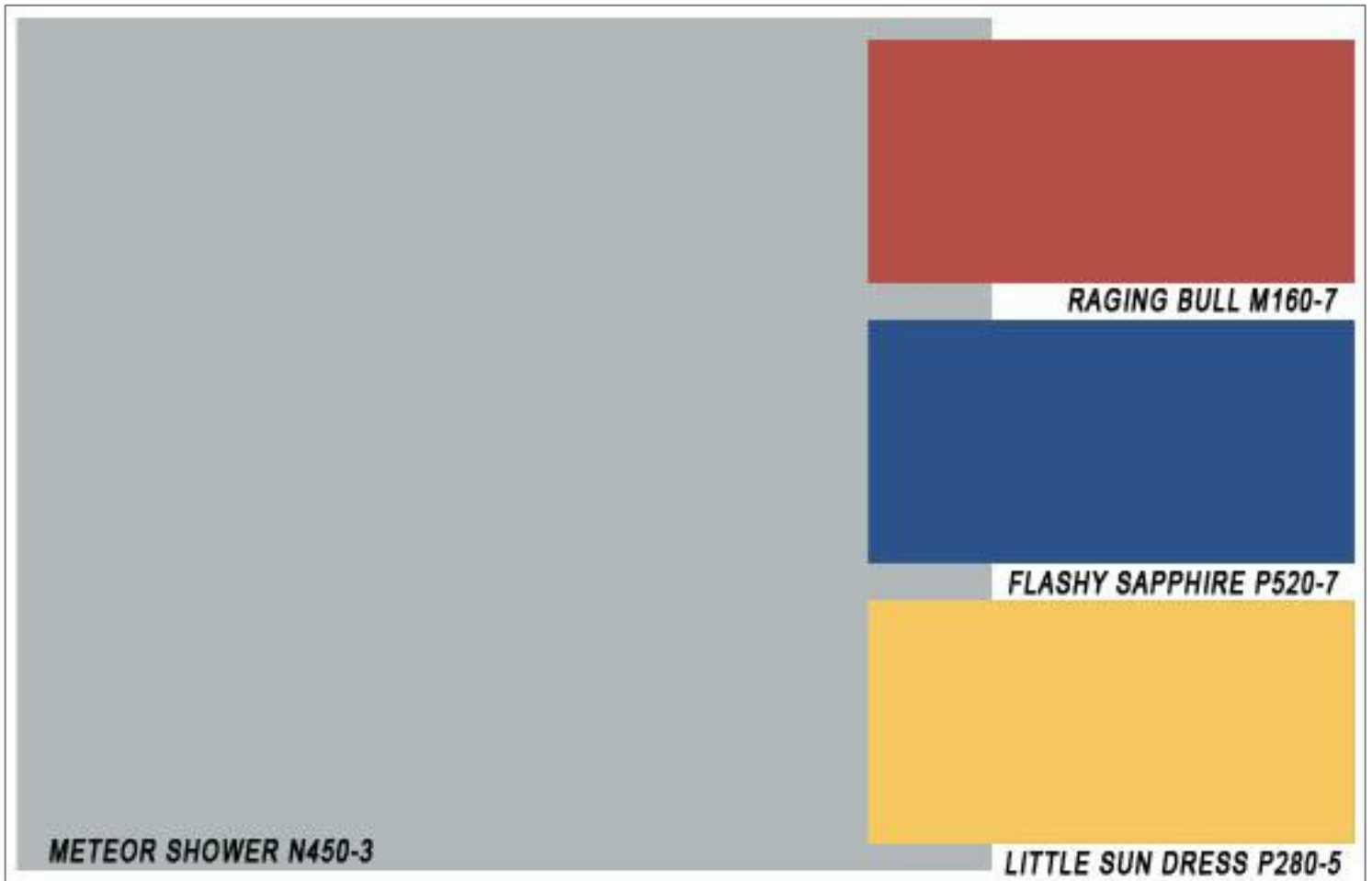
Click the arrow to return to the



Color Scheme 8

Click on the color name to visit Behr Color Smart web site to

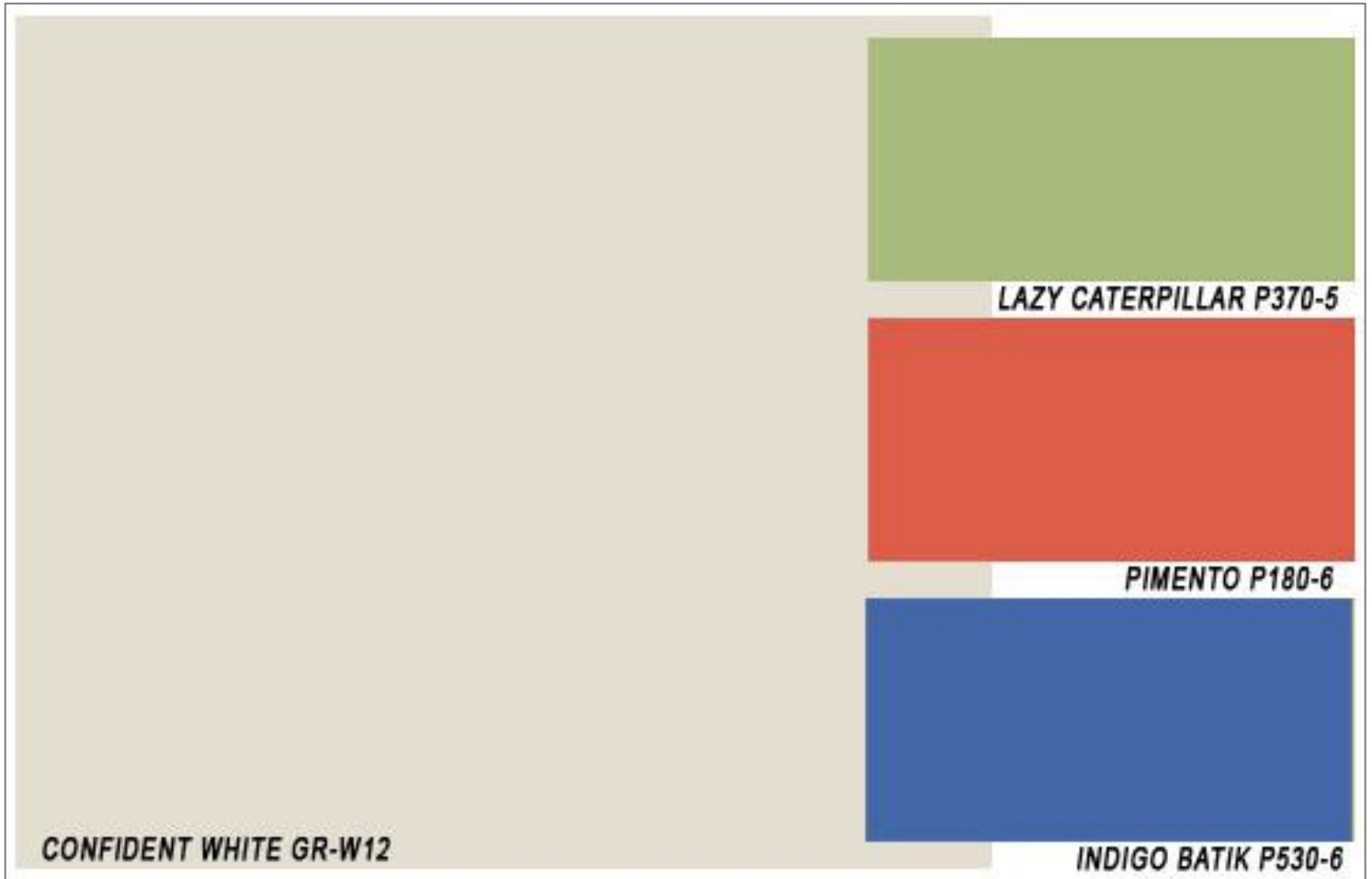
Click the arrow to return to the



Color Scheme 9

Click on the color name to visit Behr Color Smart web site to

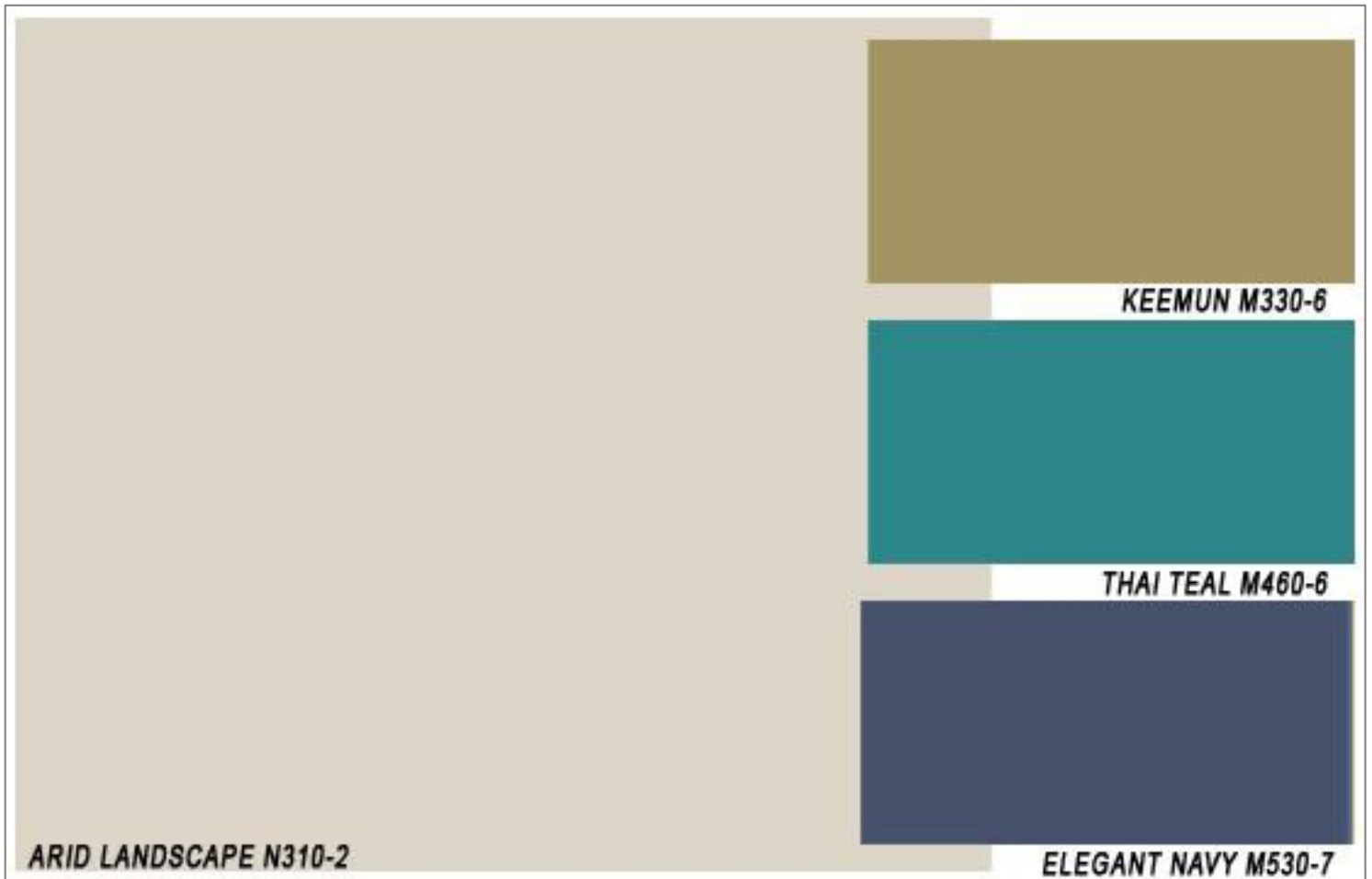
Click the arrow to return to the



Color Scheme 10

Click on the color name to visit Behr Color Smart web site to

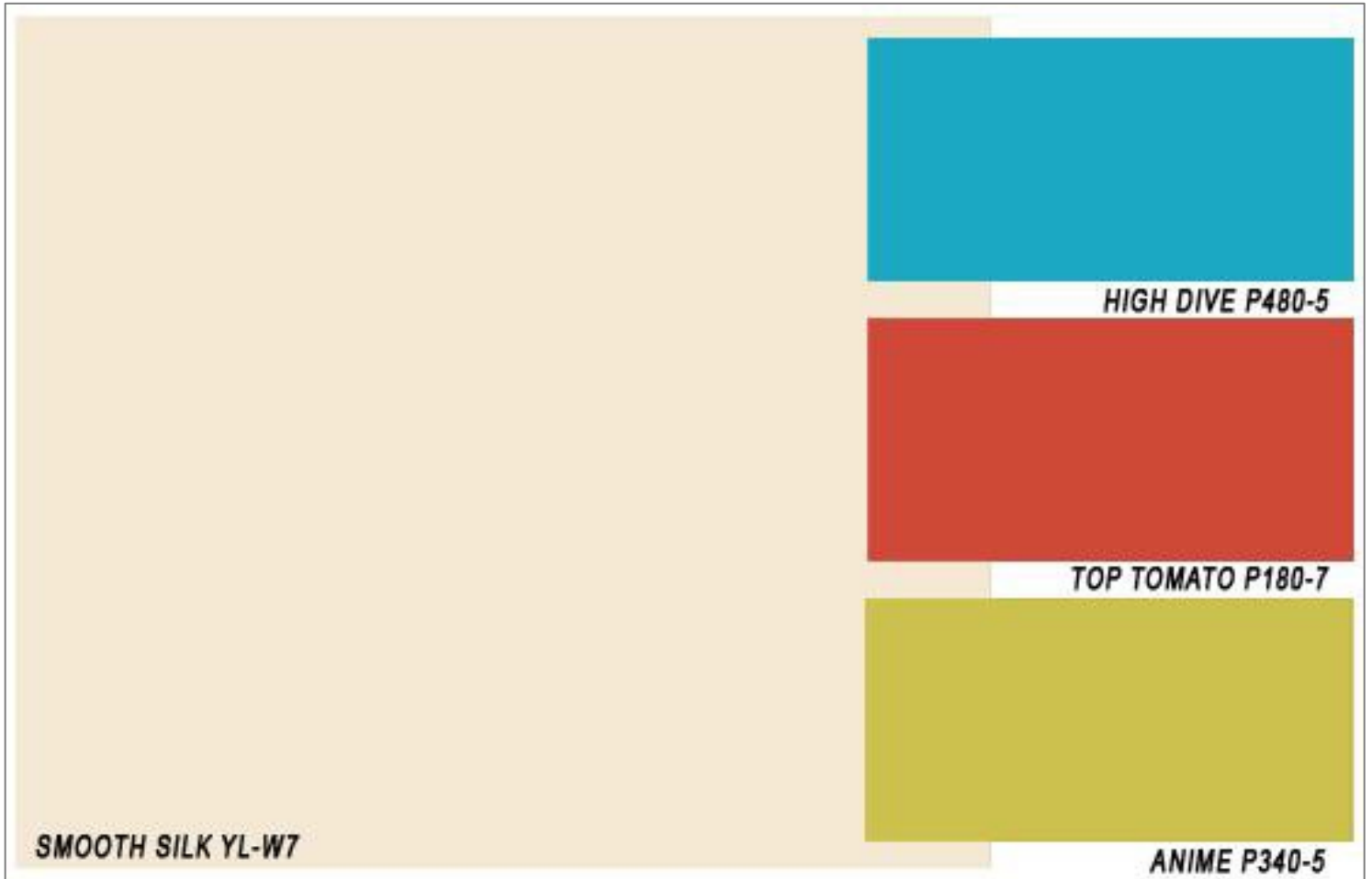
Click the arrow to return to the



Color Scheme 11

Click on the color name to visit Behr Color Smart web site to

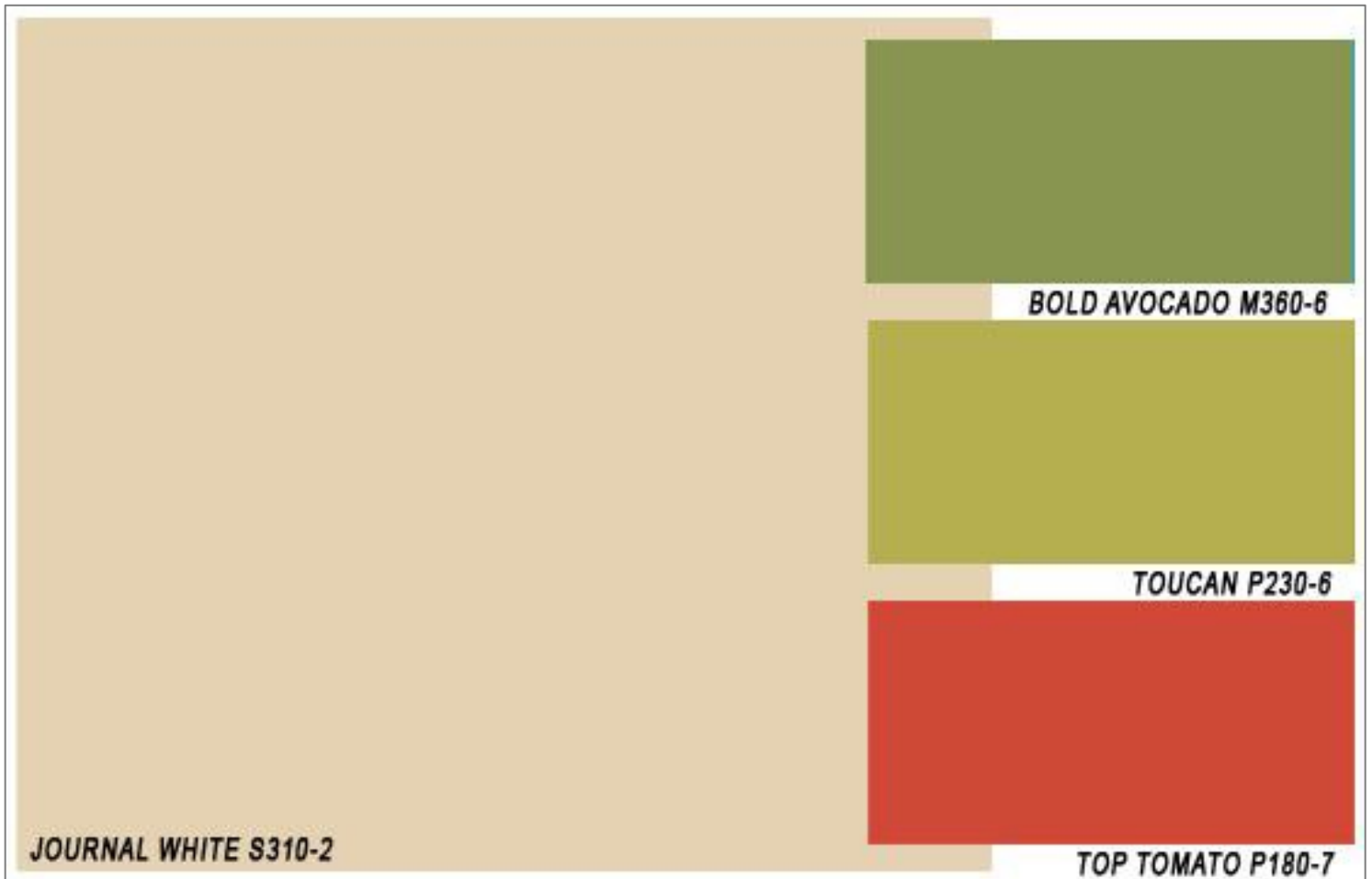
Click the arrow to return to the



Color Scheme 12

Click on the color name to visit Behr Color Smart web site to

Click the arrow to return to the



Accent Color 1

Click on the color name to visit Behr Color Smart web site to

Click the arrow to return to the



Accent Color 2

Click on the color name to visit Behr Color Smart web site to


Click the arrow to return to the



Accent Color 3

Click on the color name to visit Behr Color Smart web site to

Click the arrow to return to the



Accent Color 4

Click on the color name to visit Behr Color Smart web site to


Click the arrow to return to the



Accent Color 5

Click on the color name to visit Behr Color Smart web site to

Click the arrow to return to the



Accent Color 6

Click on the color name to visit Behr Color Smart web site to

Click the arrow to return to the



HIGH/MIDDLE SCHOOLS COLORS LIST		
Scheme 1	AUTHENTIC TAN N290-2	Primary
	<u>COCO N270-3</u>	
	<u>COLORFUL LEAVES M190-7</u>	
	<u>OPTIMUM BLUE M540-7</u>	

Scheme 2	WHITE MOCHA OR-W11	Primary
	<u>DESERT KHAKI N310-4</u>	
	<u>JAPANESE KOI P210-7</u>	
	<u>COFFEE BEANS N150-6</u>	

Scheme 3	CREME FRAICHE S240-1	Primary
	<u>SONORAN DESERT N240-3</u>	
	<u>RODEO TAN N240-5</u>	
	<u>TORNADO SEASON S450-6</u>	

Scheme 4	SLENDER REED S290-3	Primary
	<u>OCTOBER LEAVES S210-7</u>	
	<u>CAMPING TENT N320-4</u>	
	<u>SUBMARINE GRAY N470-7</u>	

Scheme 5	CASUAL KHAKI N300-3	Primary
	<u>ROASTED CASHEW S250-5</u>	
	<u>BITTER LEMON M310-6</u>	
	<u>SHIITAKE N220-4</u>	

Scheme 6	HAZY TRAIL N350-1	Primary
	<u>BATTLESHIP GRAY N360-4</u>	
	<u>LONGMEADOW S430-5</u>	
	<u>ICE CAVE M480-7</u>	

Scheme 7	SCROLL N280-1	Primary
	<u>ALMOND COOKIE S300-3</u>	
	<u>SPICED BERRY S150-6</u>	
	<u>MIDNIGHT IN THE TROPICS S480-7</u>	

HIGH/MIDDLE SCHOOLS COLORS LIST		
Scheme 8	NATURAL TWINE S310-3	Primary
	<u>CAMPING TENT N320-4</u>	
	<u>FALL FOLIAGE M220-7A</u>	
	<u>TOASTED PECAN S190-7</u>	

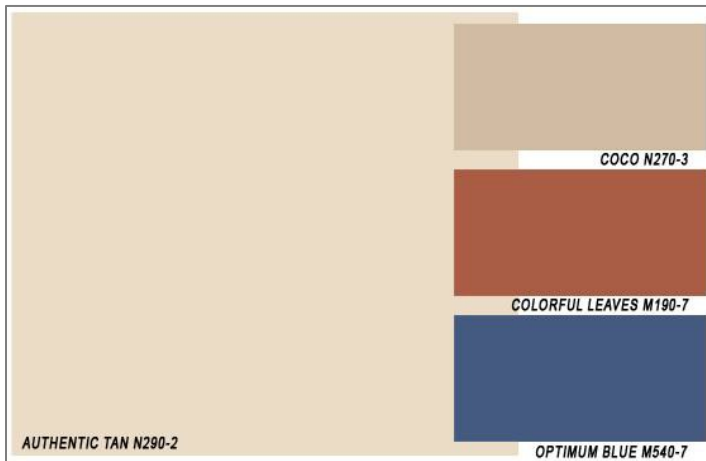
Scheme 9	SEASONED SALT S330-3	Primary
	<u>NIGHT FLIGHT S520-7</u>	
	<u>COMPLEX GRAY N140-5</u>	
	<u>DOUBLE FUDGE N130-7</u>	

Scheme 10	ASHEN TAN N220-2	Primary
	<u>WOODCRAFT N200-5</u>	
	<u>TRUE COPPER S180-7</u>	
	<u>MAYAN RUINS N300-7</u>	

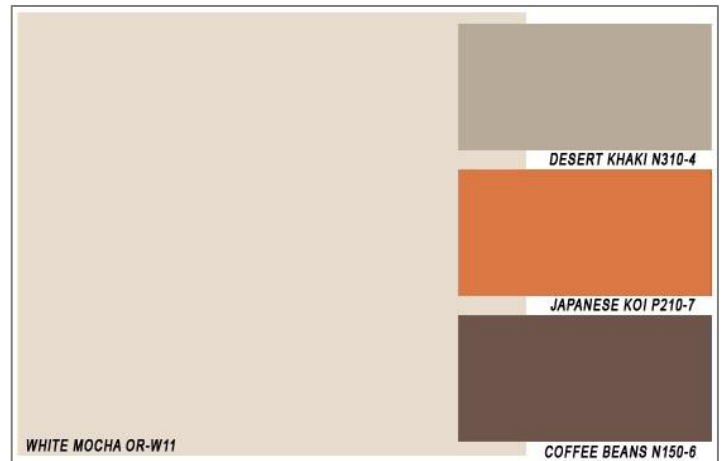
Scheme 11	CANVAS LUGGAGE N300-2	Primary
	<u>ELEGANT NAVY M530-7</u>	
	<u>RUSTY GATE M200-7</u>	
	<u>ALFALFA EXTRACT M380-7</u>	

Scheme 12	CAMPFIRE ASH N320-1	Primary
	<u>RUMBA ORANGE M230-7</u>	
	<u>OPTIMUM BLUE M540-7</u>	
	<u>BATTLESHIP GRAY N360-4</u>	

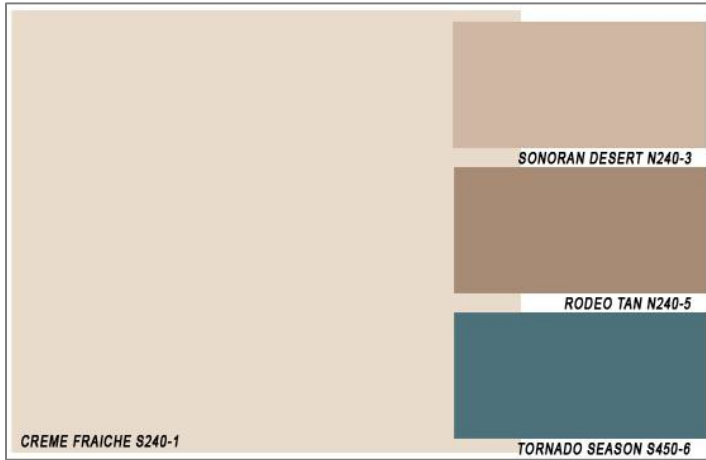
ACCENT	PARK PICNIC P390-7
ACCENT	100 MPH P170-7
ACCENT	EXTREME YELLOW P260-7
ACCENT	CORNFLOWER P520-4
ACCENT	VINTER M100-6
ACCENT	SHAMROCKGREEN P420-5
ACCENT	SPLENDOR GOLD P250-6
ACCENT	CALVARY BROWN N220-7




Color Scheme 1



Color Scheme 2



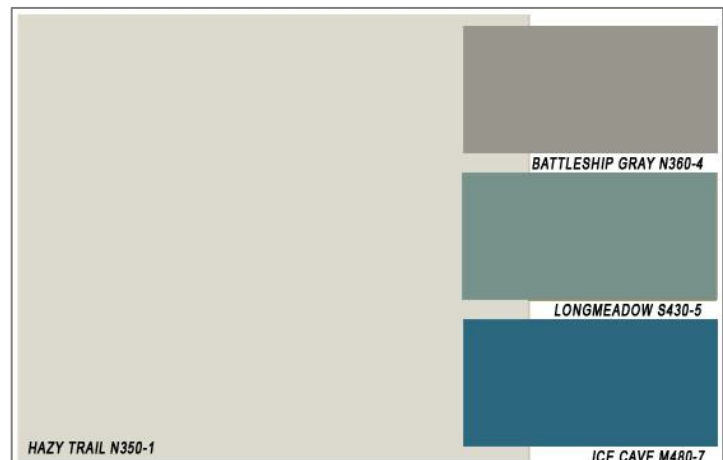
Color Scheme 3



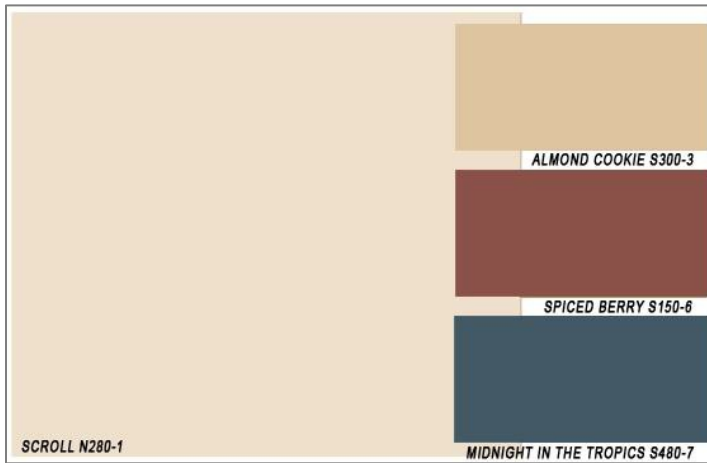
Color Scheme 4



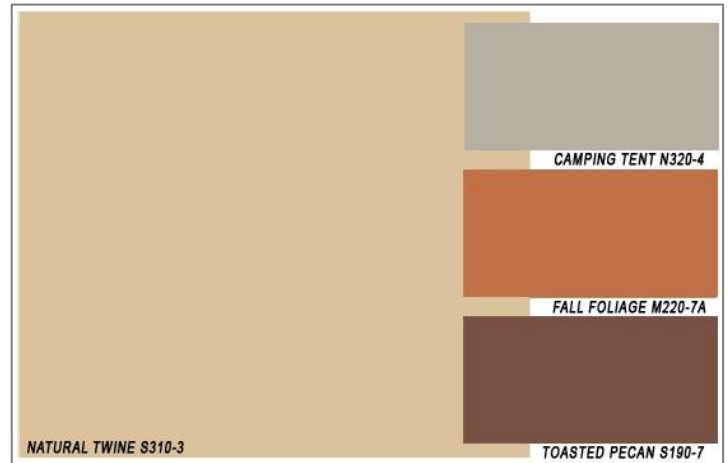
Color Scheme 5




Color Scheme 6



Color Scheme 7



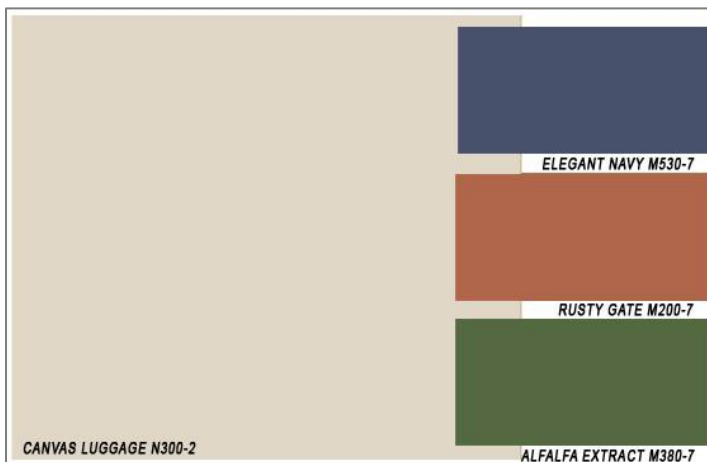
Color Scheme 8



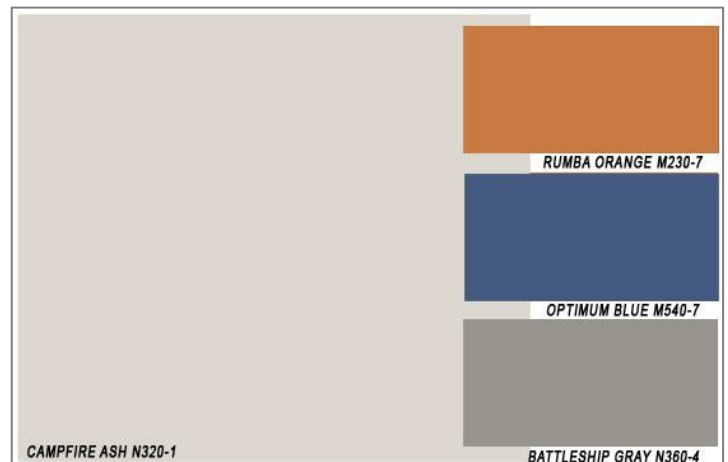
Color Scheme 9



Color Scheme 10




Color Scheme 11



Color Scheme 12



HIGH and MIDDLE SCHOOLS
COLOR SCHEME SELECTOR



Accent Colors 1

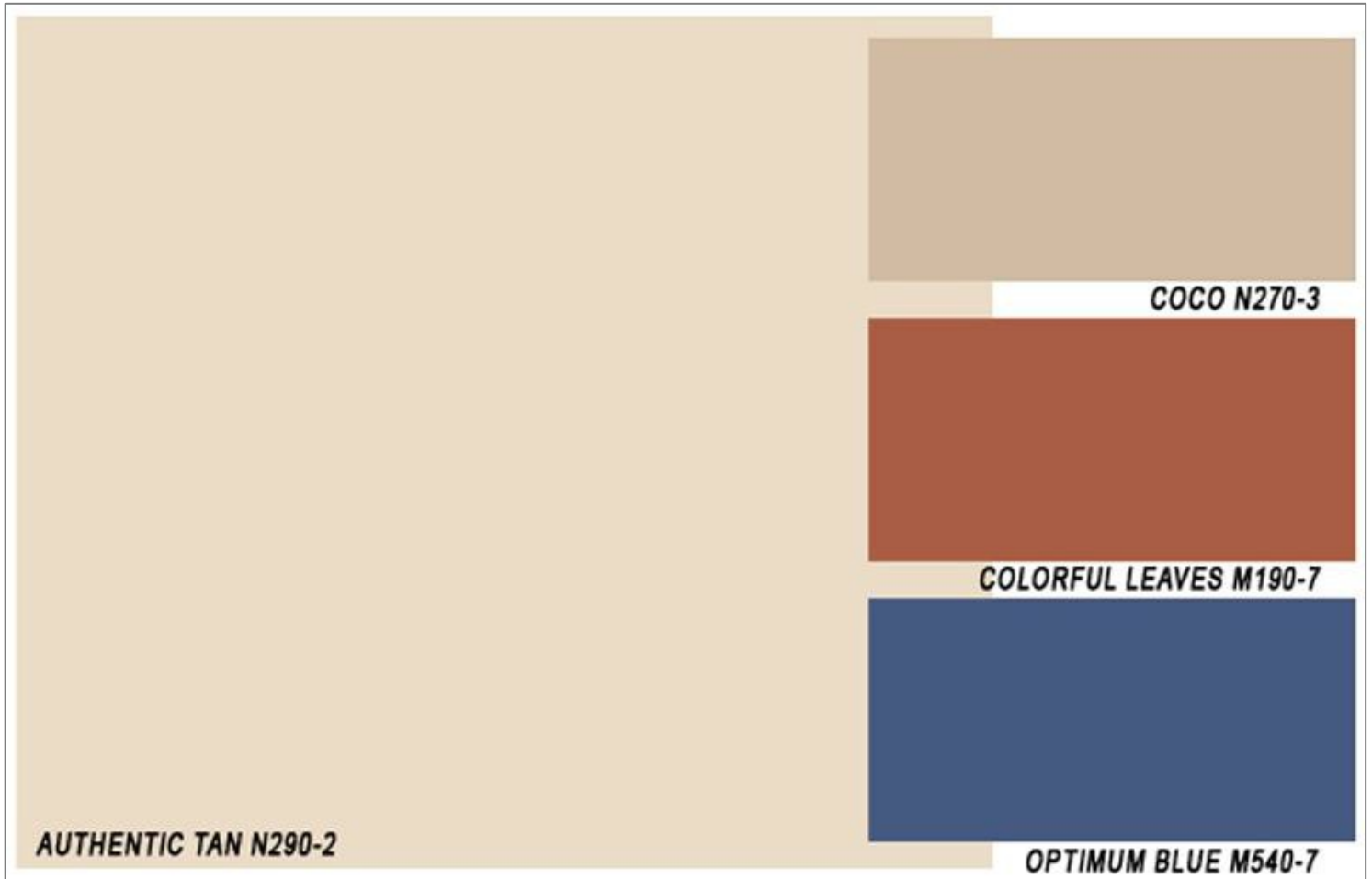


Accent Colors 2

Color Scheme 1

Click on the color name to visit Behr Color Smart web site to

Click the arrow to return to the



Color Scheme 2

Click on the color name to visit Behr Color Smart web site to

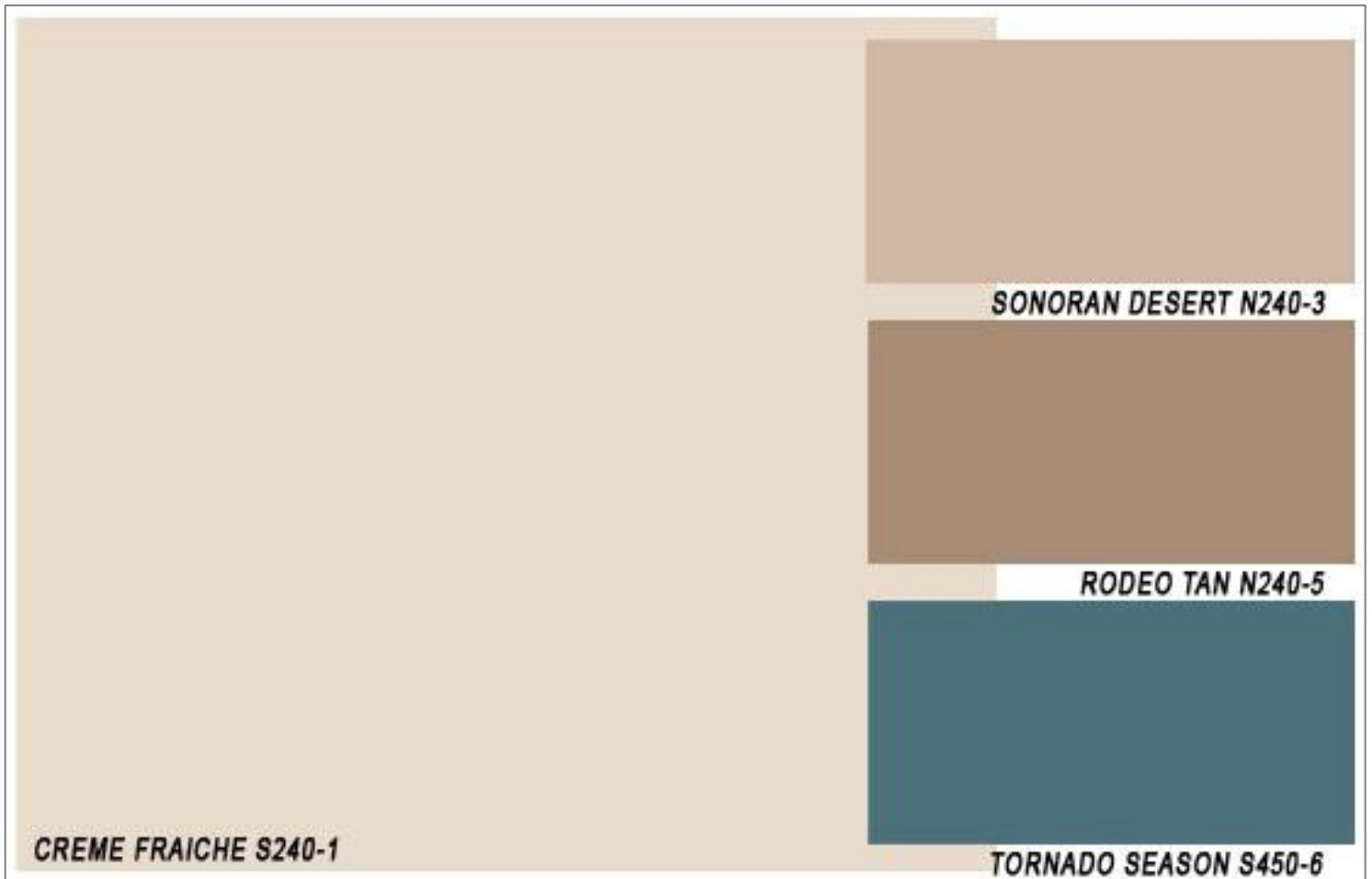
Click the arrow to return to the



Color Scheme 3

Click on the color name to visit Behr Color Smart web site to


Click the arrow to return to the



Color Scheme 4

Click on the color name to visit Behr Color Smart web site to

Click the arrow to return to the



Color Scheme 5

Click on the color name to visit Behr Color Smart web site to

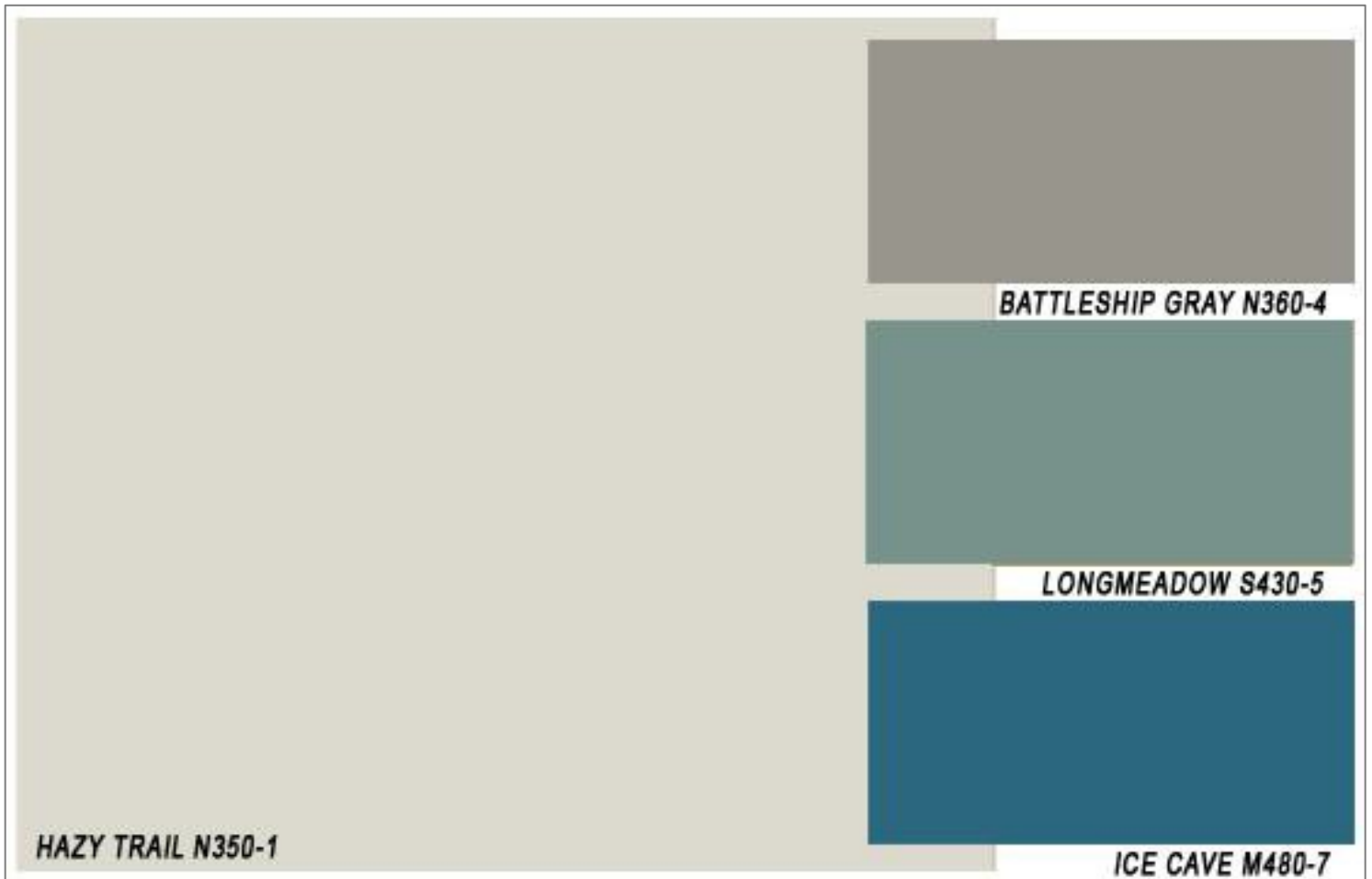
Click the arrow to return to the



Color Scheme 6

Click on the color name to visit Behr Color Smart web site to

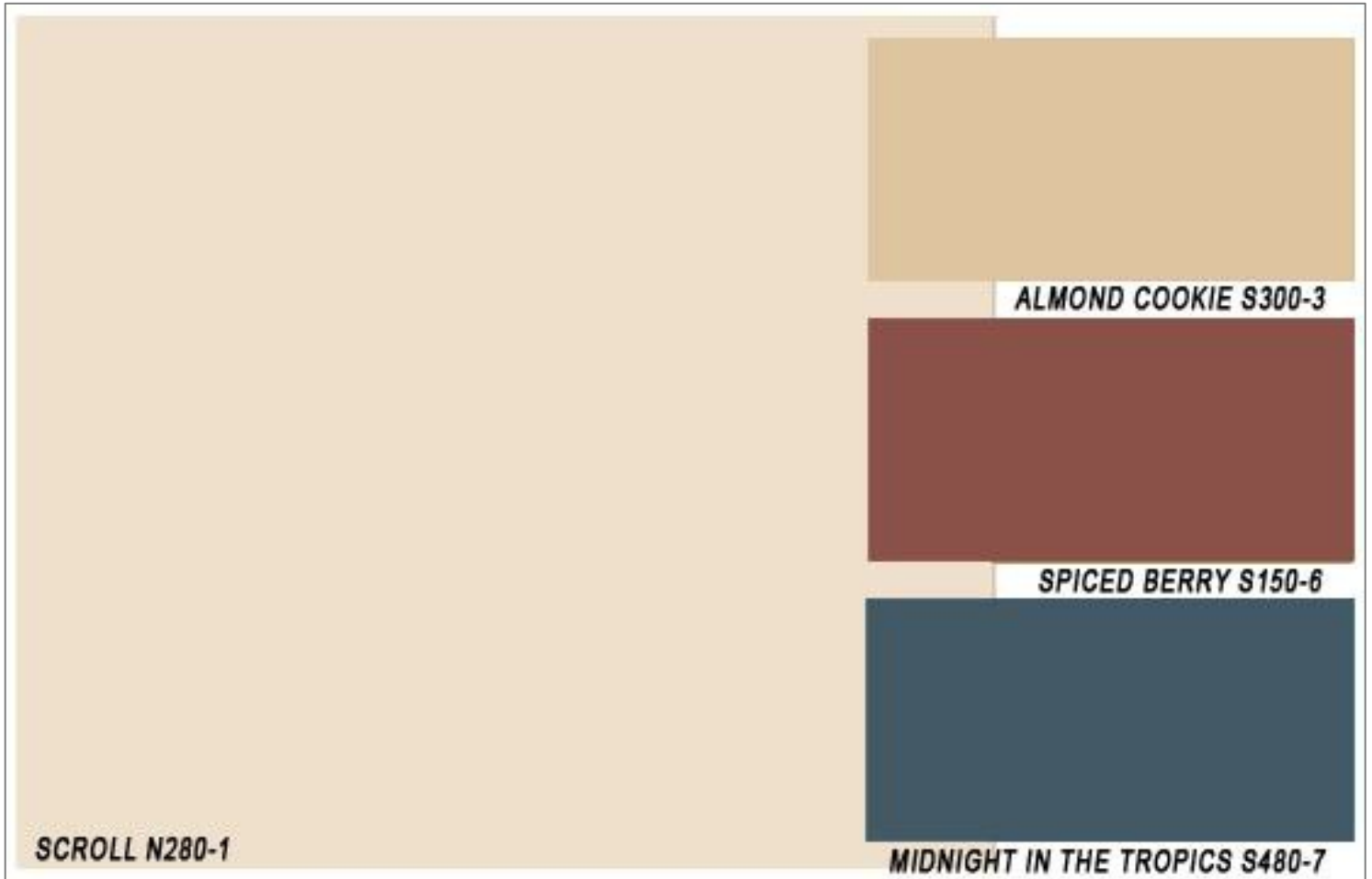
Click the arrow to return to the



Color Scheme 7

Click on the color name to visit Behr Color Smart web site to

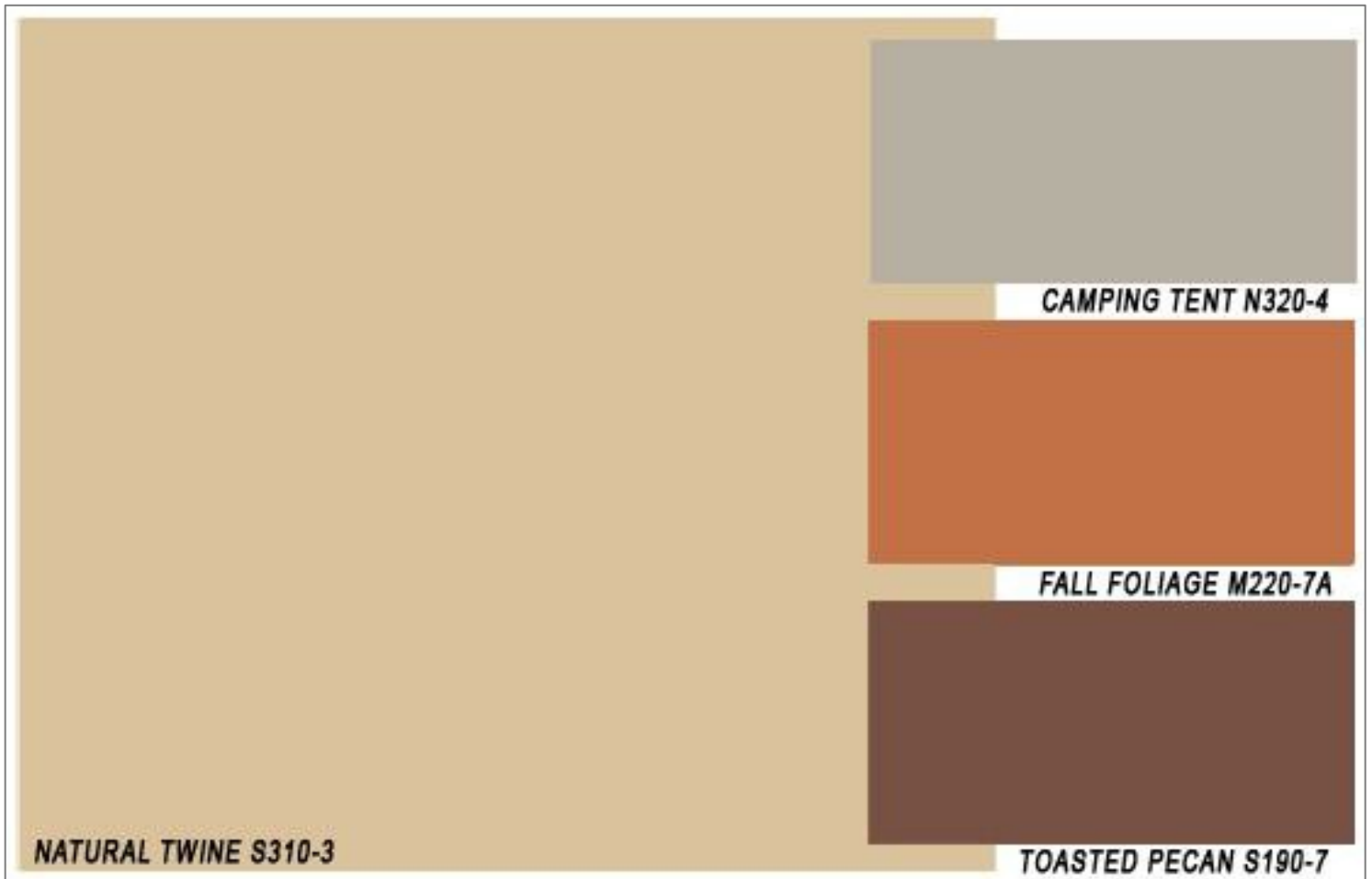
Click the arrow to return to the



Color Scheme 8

Click on the color name to visit Behr Color Smart web site to

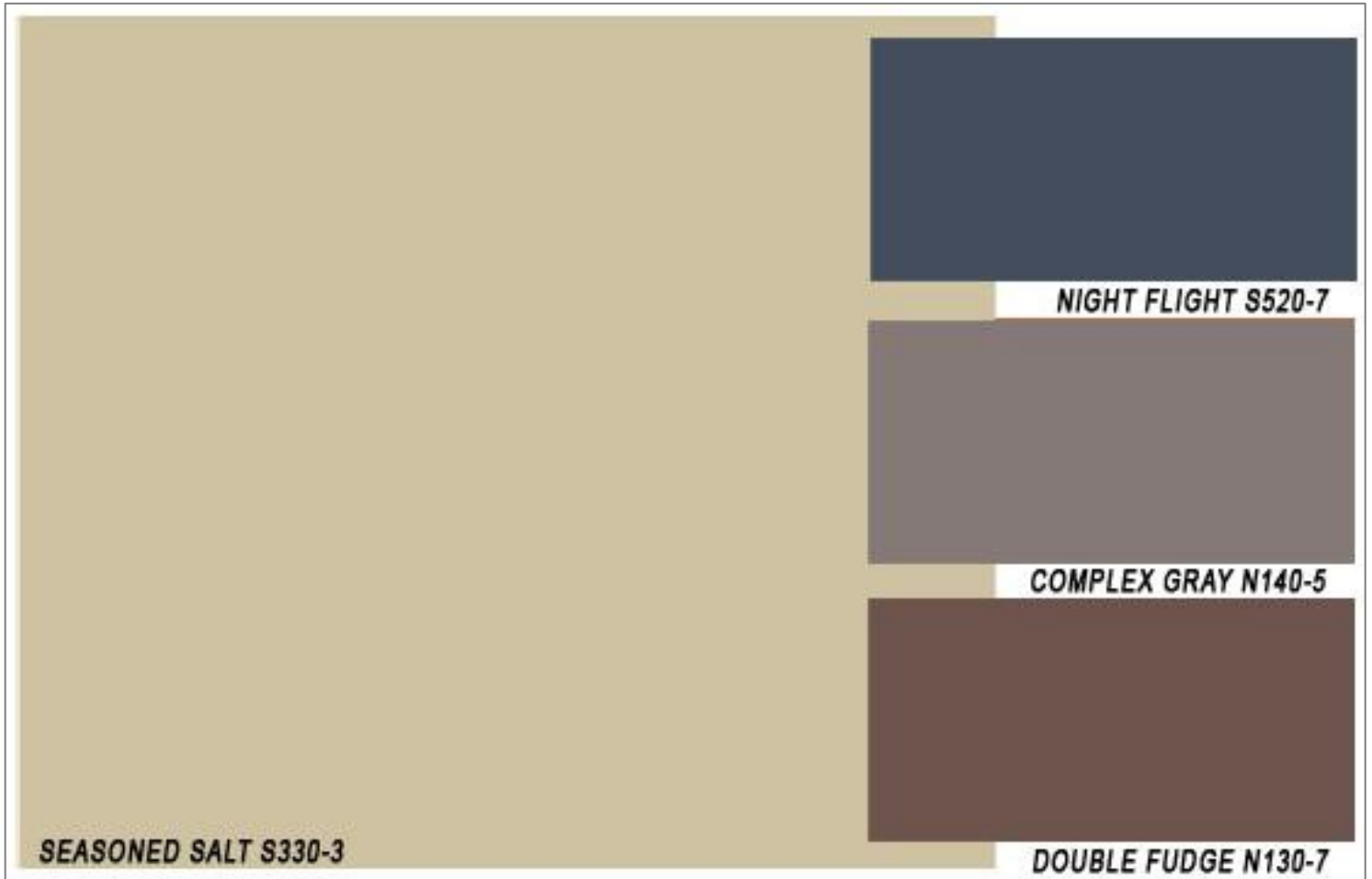
Click the arrow to return to the



Color Scheme 9

Click on the color name to visit Behr Color Smart web site to

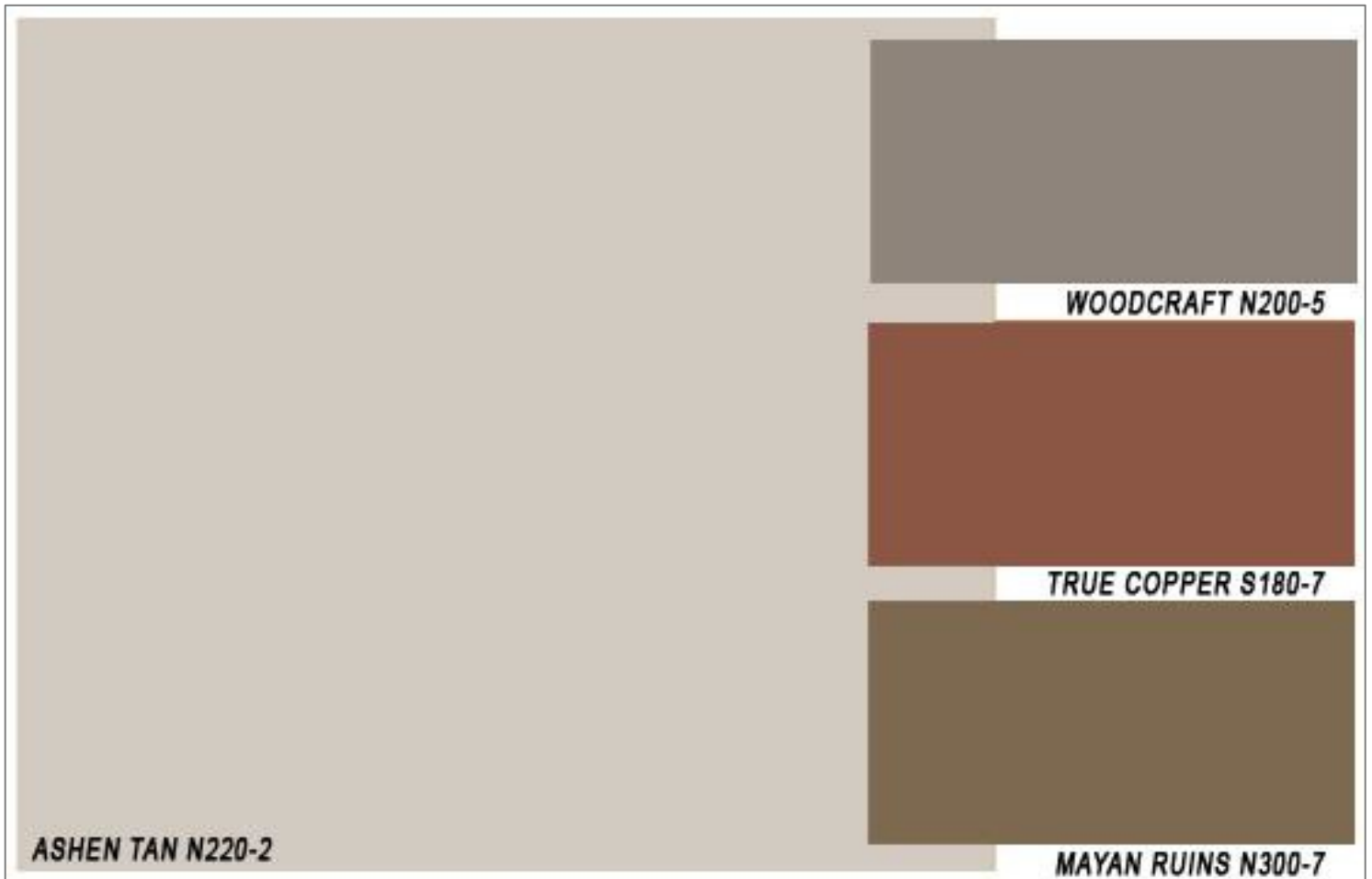
Click the arrow to return to the



Color Scheme 10

Click on the color name to visit Behr Color Smart web site to

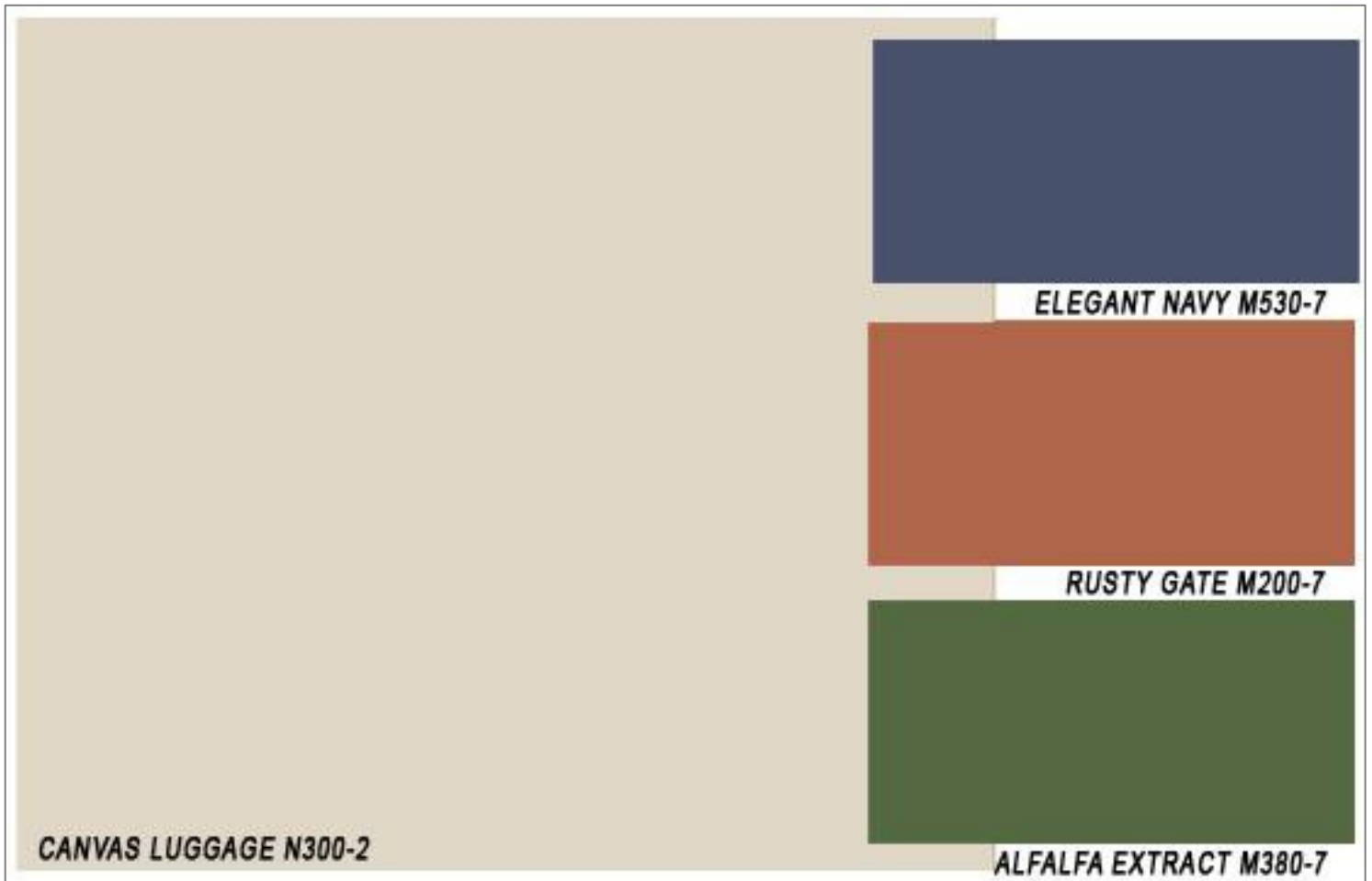
Click the arrow to return to the



Color Scheme 11

Click on the color name to visit Behr Color Smart web site to

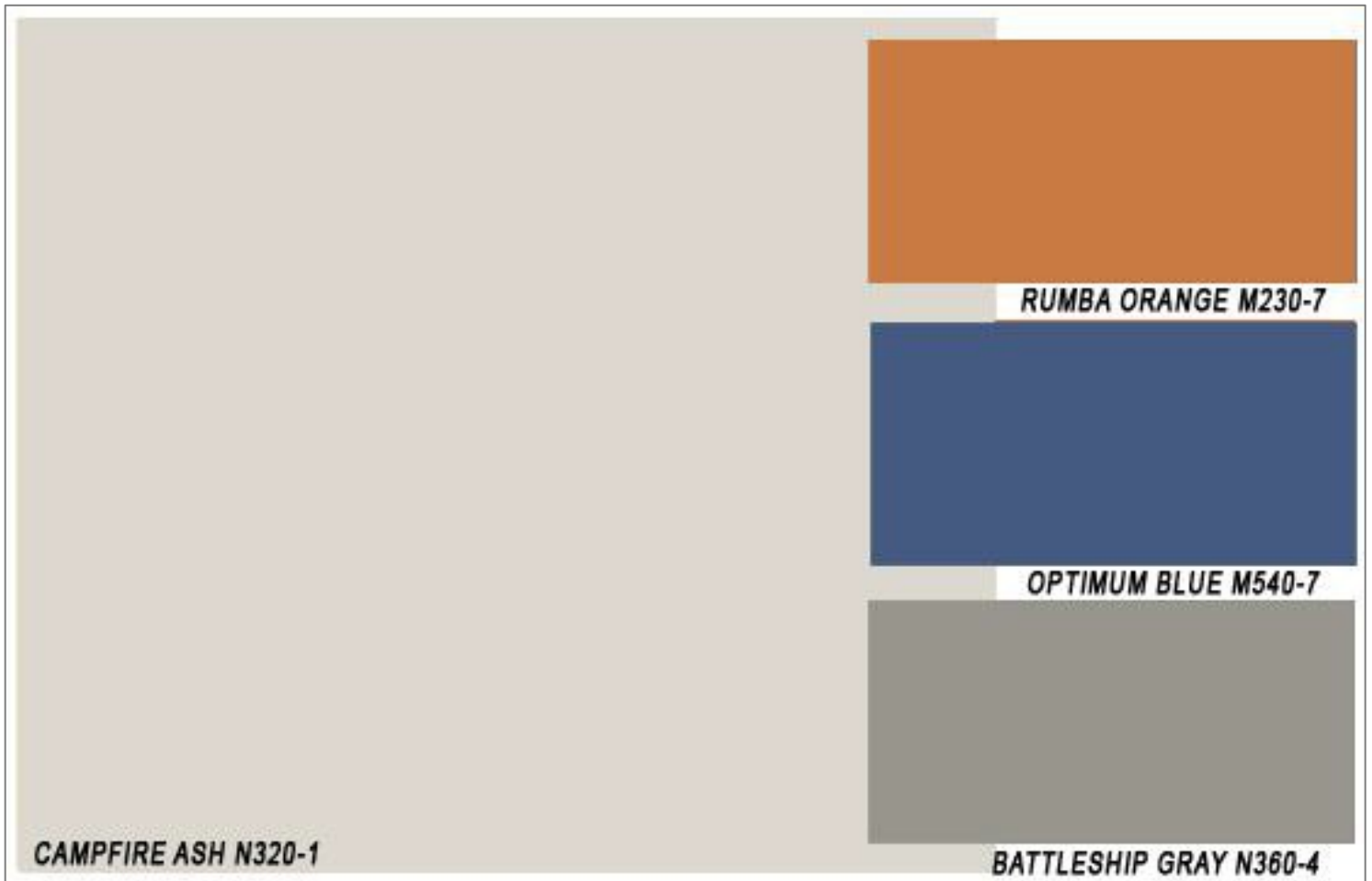
Click the arrow to return to the



Color Scheme 12

Click on the color name to visit Behr Color Smart web site to


Click the arrow to return to the



Accents 1

Click on the color name to visit Behr Color Smart web site to

Click the arrow to return to the



Accents 1

Click on the color name to visit Behr Color Smart web site to

Click the arrow to return to the



END OF SECTION 00 11 00